

City of Redmond



Agenda

Tuesday, June 22, 2021

4:30 PM

Remote Viewing: Redmond.gov/rctlive, Facebook (@CityofRedmond),
Comcast Channel 21, Zippy Channel 34, or listen at 510-335-7371

Committee of the Whole - Finance, Administration, and Communications

Committee Members

Vanessa Kritzer, Presiding Officer

Jeralee Anderson

David Carson

Steve Fields

Jessica Forsythe

Varisha Khan

Tanika Kumar Padhye

AGENDA

1. Acceptance of Additional Grant Revenue from the Puget Sound Regional Council for the 90th Street Preservation Project in the Amount of \$146,600 [CM 21-290](#)

[Attachment A: Vicinity Map](#)

Department: Planning and Community Development/Public Works, 5 minutes
Requested Action: Consent Agenda, July 6th

2. Authorize the Mayor to Execute the First Amendment to the City's Agreement with Puget Sound Energy for Participation in the Green Direct Program [CM 21-294](#)

[Attachment A: Agreement, August 2018](#)

[Attachment B: First Amendment](#)

Department: Executive, 5 minutes
Requested Action: Consent Agenda, July 6th

3. Ordinance: Revise Redmond Municipal Code 2.02.050 [CM 21-279](#)

[Attachment A: Ordinance](#)

Department: Executive, 5 minutes
Requested Action: Consent Agenda, July 6th

4. City Council Supplemental Staff [CM 21-281](#)

Department: Executive, 15 minutes
Requested Action: TBD

5. 2021-2022 Budget Adjustment #1 [CM 21-296](#)

[Attachment A: Recommendation for General Fund Beginning Fund Balance](#)

[Attachment B: Recommendation for American Rescue Plan Act](#)

Department: Finance, 10 minutes
Requested Action: TBD

6. Monthly Financial Report through May 2021 [CM 21-297](#)

[Attachment A: Monthly Financial Report](#)

Department: Finance, 10 minutes
Requested Action: Information Only



Memorandum

Date: 6/22/2021

File No. CM 21-290

Meeting of: Committee of the Whole - Finance, Administration, and Communications

Type: Committee Memo

TO: Committee of the Whole - Finance, Administration, and Communications

FROM: Mayor Angela Birney

DEPARTMENT DIRECTOR CONTACT(S):

Planning and Community Development	Carol Helland	425-556-2107
Public Works	Dave Juarez	425-556-2733

DEPARTMENT STAFF:

Planning and Community Development	Don Cairns, PE	Transportation Planning & Engineering Manager
Planning and Community Development	Peter Dane	Senior Planner
Public Works	Bassam Al-Ali	Construction Project Manager
Public Works	Adnan Shabir	Senior Engineer

TITLE:

Acceptance of Additional Grant Revenue from the Puget Sound Regional Council for the 90th Street Preservation Project in the Amount of \$146,600

OVERVIEW STATEMENT:

The Puget Sound Regional Council (PSRC) has awarded additional federal grant funding to the design phase of the 90th Street Preservation project. This funding is part of a 2021 PSRC action that redistributed funds to enable PSRC to meet regional grant fund obligation targets for the current federal fiscal year.

Currently under design, the 90th Street Preservation project will resurface 90th Street from Willows Road to Redmond Woodinville Road. Work will repair the degrading roadway surface, install new channelization, and upgrade ramps and push buttons to meet current Americans with Disabilities Act standards.

Additional Background Information/Description of Proposal Attached

REQUESTED ACTION:

Receive Information Provide Direction Approve

We are requesting to add this item to the July 6, 2021, Council meeting consent agenda.

REQUEST RATIONALE:

- Relevant Plans/Policies:

Transportation Master Plan

- **Required:**
Per RCW 35A.11.040, acceptance of a grant requires Council approval
- **Council Request:**
N/A
- **Other Key Facts:**
N/A

OUTCOMES:

City funds to design the 90th Street Preservation project will be replaced by \$146,600 in additional grant funds. The City cost savings will return to the Transportation Capital Improvement Program (CIP) fund. The City has experienced construction cost increases over the last year and this funding could help offset any construction cost increases that may occur on this or other CIP projects.

COMMUNITY/STAKEHOLDER OUTREACH AND INVOLVEMENT:

- **Timeline (previous or planned):**
N/A
- **Outreach Methods and Results:**
N/A
- **Feedback Summary:**
N/A

BUDGET IMPACT:

Total Cost:

Additional grant revenue of \$146,600 increases the total grant revenue for the project from \$1,400,000 to \$1,546,600 but does not increase the project budget.

If approved, funding sources for the project would be:

CIP	\$847,369
PSRC federal grant	\$1,546,600
Total	\$2,393,969

Approved in current biennial budget: Yes No N/A

Budget Offer Number:

000343 - Mobility of People and Goods

Budget Priority:

Capital Investment Program

Other budget impacts or additional costs: Yes No N/A

If yes, explain:

Provides an additional \$146,600 in grant revenue for the design phase of the project.

Date: 6/22/2021

Meeting of: Committee of the Whole - Finance, Administration, and Communications

File No. CM 21-290

Type: Committee Memo

Funding source(s):

PSRC Federal Grant

Budget/Funding Constraints:

No additional constraints - this project is already funded in part by PSRC grant funds

Additional budget details attached

COUNCIL REVIEW:

Previous Contact(s)

Date	Meeting	Requested Action
4/20/2021	Business Meeting	Approve

Proposed Upcoming Contact(s)

Date	Meeting	Requested Action
7/6/2021	Business Meeting	Approve

Time Constraints:

City Council grant acceptance is required by July 8, 2021 to meet PSRC deadlines for this federal fiscal year.

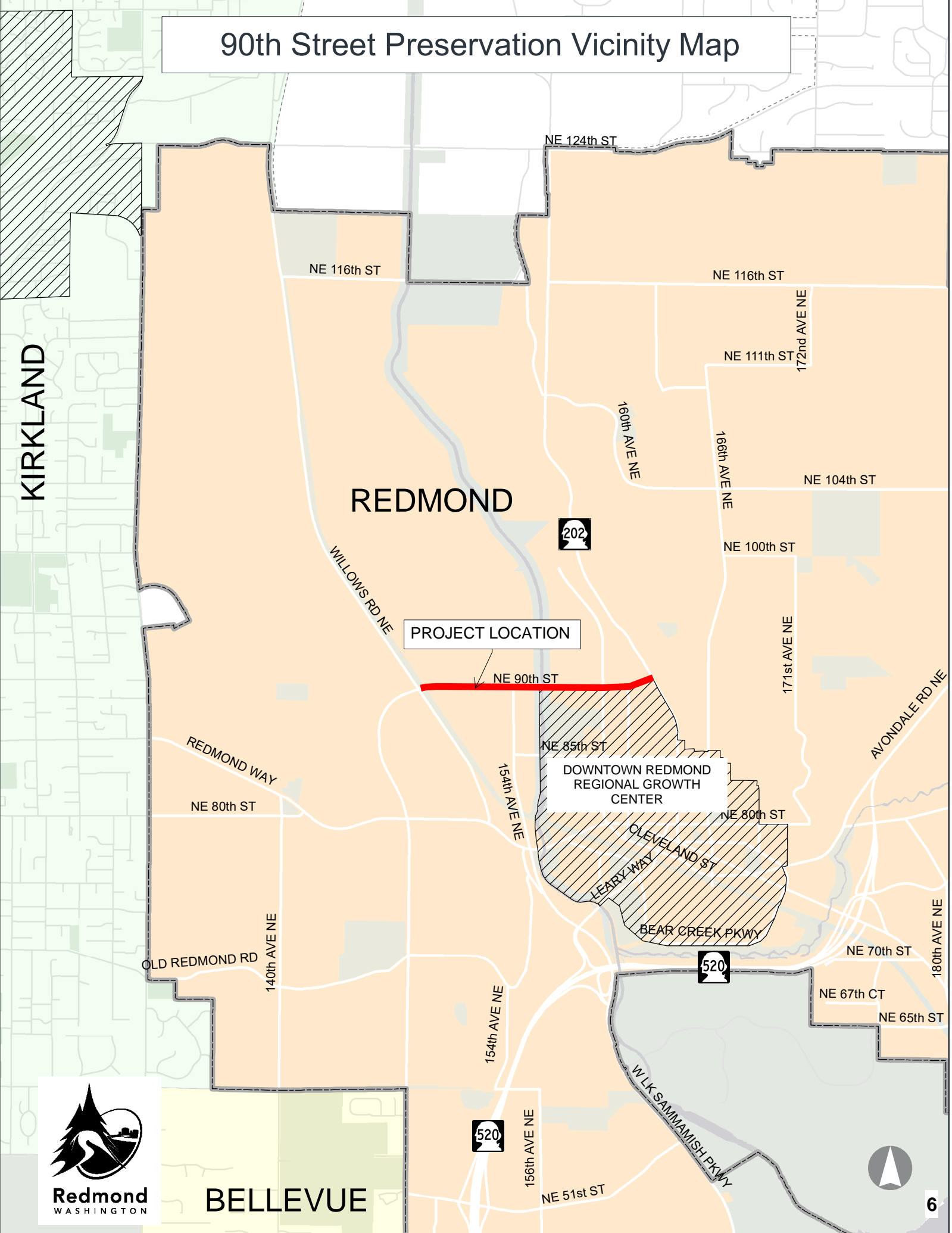
ANTICIPATED RESULT IF NOT APPROVED:

No additional grant revenue will come to the 90th Street Preservation project. The City would maintain the project budget with the utilization of city funds for design completion.

ATTACHMENTS:

Attachment A: 90th Street Preservation Vicinity Map

90th Street Preservation Vicinity Map



KIRKLAND

REDMOND

PROJECT LOCATION

DOWNTOWN REDMOND
REGIONAL GROWTH
CENTER



BELLEVUE





Memorandum

Date: 6/22/2021

Meeting of: Committee of the Whole - Finance, Administration, and Communications

File No. CM 21-294

Type: Committee Memo

TO: Committee of the Whole - Finance, Administration, and Communications

FROM: Mayor Angela Birney

DEPARTMENT DIRECTOR CONTACT(S):

Executive	Lisa Maher	425-556-2427
-----------	------------	--------------

DEPARTMENT STAFF:

Executive	Jenny Lybeck	Environmental Sustainability Program Manager
-----------	--------------	---

TITLE:

Authorize the Mayor to Execute the First Amendment to the City’s Agreement with Puget Sound Energy for Participation in the Green Direct Program

OVERVIEW STATEMENT:

In 2018 the City executed a Voluntary Long-Term Renewable Energy Service Agreement with Puget Sound Energy (PSE), securing the City’s participation in Phase 2 of the Green Direct Program (Attachment A). PSE’s Green Direct Program allows large institutions to purchase electricity from dedicated, local renewable energy sources and support climate and sustainability goals.

The First Amendment (Attachment B) includes a reduction to an element of Green Direct rates called the Resource Energy Charge, provided in Table 1 of Attachment B. The reduction is the result of liquidated damages collected due to delays in the Skooumchuck Wind Project. The First Amendment also updates the start date of clean electricity delivery, retroactive to March 1, 2021.

Concurrent to the contract amendment, PSE is party to a Washington Utilities and Transportation Commission rate case. The rate case includes impacts to Green Direct rates, among other topics, although specific implications are still being clarified by PSE. Staff will update Council once details of the rate case are finalized.

Additional Background Information/Description of Proposal Attached

REQUESTED ACTION:

Receive Information Provide Direction Approve

REQUEST RATIONALE:

- Relevant Plans/Policies:

Community Strategic Plan, Environmental Sustainability Action Plan, Comprehensive Plan

• **Required:**

N/A

• **Council Request:**

N/A

- **Other Key Facts:**

- Redmond’s participation in the Green Direct Program covers nearly 100% of government operations electricity usage.

OUTCOMES:

Approval of the First Amendment will slightly reduce Green Direct electricity rates for city operations.

COMMUNITY/STAKEHOLDER OUTREACH AND INVOLVEMENT:

• **Timeline (previous or planned):**

N/A

• **Outreach Methods and Results:**

N/A

• **Feedback Summary:**

N/A

BUDGET IMPACT:

Total Cost:

City PSE accounts that will transition to the Green Direct Program have an average yearly billed amount of more than \$1,145,000.

Approved in current biennial budget:

Yes

No

N/A

Budget Offer Number:

N/A

Budget Priority:

N/A

Other budget impacts or additional costs:

Yes

No

N/A

If yes, explain:

The City’s electricity rates would decrease slightly under the updated Green Direct Program.

Funding source(s):

N/A

Budget/Funding Constraints:

N/A

Additional budget details attached

COUNCIL REVIEW:

Previous Contact(s)

Date	Meeting	Requested Action
8/21/2018	Business Meeting	Approve

Proposed Upcoming Contact(s)

Date	Meeting	Requested Action
7/6/2021	Business Meeting	Approve

Time Constraints:

Failure to approve the First Amendment delays PSE's ability to bill the City at the new rate.

ANTICIPATED RESULT IF NOT APPROVED:

Higher Green Direct rates.

ATTACHMENTS:

Attachment A: Agreement, August 2018

Attachment B: First Amendment

**CITY OF REDMOND
RESOLUTION NO. 1500**

A RESOLUTION OF THE CITY COUNCIL OF THE CITY
OF REDMOND, WASHINGTON, AUTHORIZING THE CITY'S
PARTICIPATION IN PUGET SOUND ENERGY'S GREEN
DIRECT PROGRAM

WHEREAS, the City has been tracking its operational and community greenhouse gas emissions and energy consumption since 2008; and

WHEREAS, the City Council adopted Resolution No. 1413, which approved a Climate Action Implementation Plan for the City of Redmond; and

WHEREAS, the Climate Action Implementation Plan presents a framework for climate change planning and outlines a series of strategies to reduce greenhouse gas emissions and energy consumption for both City operations and the community at large; and

WHEREAS, the City Council adopted by resolution government operations greenhouse gas emissions and energy consumption reduction strategies, some of which relate to green energy; and

WHEREAS, the Clean and Green budget priority requires effective management of basic services providing a progressive and forward-thinking city while improving the environment; and

WHEREAS, the City is a founding member and active participant in the King County-Cities Climate Collaboration (K4C), and has

adopted by resolution a Joint Letter of Commitment for Climate Change Actions, which includes pursuing green energy; and


WHEREAS, Puget Sound Energy's (PSE) Green Direct Program allows large institutions, such as the City, the ability to purchase one hundred percent of its metered electricity from a dedicated, local renewable green energy source; and

WHEREAS, PSE has identified the second tranch for its Green Direct Program, which will have an open season for enrollment on a first come, first serve basis on or about August 31, 2018.

NOW, THEREFORE, THE CITY COUNCIL OF THE CITY OF REDMOND, WASHINGTON, HEREBY RESOLVES AS FOLLOWS: The Mayor is authorized to execute PSE's Voluntary Long-term Renewable Energy Service Agreement, for an 18-year period, for participation in the PSE Green Direct Program.

ADOPTED by the Redmond City Council this 21st day of August,
2018.

APPROVED:



JOHN MARCHIONE, MAYOR

ATTEST:



MICHELLE M. HART, MMC, CITY CLERK

(SEAL)

FILED WITH THE CITY CLERK: August 7, 2018
PASSED BY THE CITY COUNCIL: August 21, 2018
RESOLUTION NO: 1500

YES: ANDERSON, BIRNEY, CARSON, FIELDS, MARGESON, PADHYE

PUGET SOUND ENERGY

SCHEDULE 139
VOLUNTARY LONG TERM RENEWABLE ENERGY SERVICE AGREEMENT

Attachment "A" – Service Agreement

THIS SCHEDULE 139 VOLUNTARY LONG TERM RENEWABLE ENERGY SERVICE AGREEMENT ("Service Agreement"), dated as of the 31st of August, 2018, is made and entered into by and between **City of Redmond** (the "Customer") and PUGET SOUND ENERGY, a Washington Corporation, (the "Company"), for service under the Company's Electric Tariff G Schedule 139. Terms defined in Schedule 139 and in the General Rules and Provisions (Schedule 80) of the Company's tariff for electric service shall have the same meanings where used in this Agreement.

RECITALS

- A. The Company is a public service company engaged in the sale and delivery of electric energy pursuant to its Electric Tariff G.
- B. Customer is receiving Electric Service under the Company's Electric Tariff G, Schedule 24, 25, 26, 31, 40, 43, 46 or 49, and desires to participate in the Company's Voluntary Long Term Renewable Energy program offered under Schedule 139.
- C. The Company and the Customer have worked jointly to encourage the development of Renewable Energy projects that (i) could provide clean energy to customers at a long-term contracted rate, (ii) support the local economy, and (iii) could be publicized and leveraged for external benefit. The Parties agree that the Solar & Wind: 18 Year Option (13903SW18) (the "Resource Option") should meet these criteria, and the Parties thus now agree to enter into this Service Agreement with each other, for mutual benefit.
- D. The Company will sell and the Customer will purchase from the Company Renewable Energy Credits (RECs), where applicable, and Renewable Energy at a volume equal to 100% of the actual load of all meters located at each subscribed service address as listed in Section 5, with such amount to be allocated from Renewable Energy generated by the Resource Option, pursuant to one of the contracted rates described.

AGREEMENT

1. **Request and Acknowledgement.** The Customer requests service under Schedule 139 and acknowledges that Schedule 139 requires a minimum term. Service under Schedule 139 will be billed on the Customer's existing statement. The Resource Option Energy Charge is fixed as shown in Section 7. The Energy Charge Credit will be updated with each general rate case, power cost only rate case or other power-related filings.
2. **Resource.** Under this Service Agreement the Company will receive Renewable Energy into its Balancing Authority Area from where it can serve the Customer.
3. **Renewable Energy Credits.** The Company will acquire the RECs that are created with the electricity production, where applicable. The Company will transfer the RECs to the Customer

PUGET SOUND ENERGY

which must be retired in WREGIS. Alternatively, at the Customer's request, the Company will retire the RECs in WREGIS. As the Customer is receiving a retail product, the RECs may not be resold or transferred to another party.

4. **Resource Option.**
 Number: 13903SW18
 Description: Large Wind Project in Lewis County; and Large Scale Solar in Washington
5. **Customer Service Address and Account Numbers.** The Customer requests service under this Service Agreement for the service addresses, account numbers and meter numbers listed in Attachment B.
6. **Term.** The term of this Service Agreement shall commence in the year 2021, on the first day of the Customer's normal billing cycle, in the first month following the commencement of commercial operation of the Resource Option, and delivery therefrom of energy to the Company sufficient to satisfy the obligations set forth in this Service Agreement. This Service Agreement terminates in the year 2038 after 12 billing cycles.
7. **Rates.** Schedule 139 rates are in addition to all charges under the Customer's existing Electric Service schedule. Rates include a charge per kWh for the contracted energy as outlined in Table 1 and a credit for the energy-related power cost component of the Energy Charge set forth in Schedule 24, 25, 26, 31, 40, 43, 46 or 49 of the Electric Tariff WN U-60 under which the Customer is taking Electric Service. The Energy Charge Credit will be updated with each general rate case, power cost only rate case, or other power-related filings, while the Resource Option Energy Charge will remain fixed as outlined in the Table 1. below.

Table 1

Calendar Year	2021	2022	2023	2024	2025	2026	2027
Rate per kWh	\$0.04639	\$0.04731	\$0.04826	\$0.04923	\$0.05021	\$0.05122	\$0.05224
Calendar Year	2028	2029	2030	2031	2032	2033	2034
Rate per kWh	\$0.05328	\$0.05435	\$0.05544	\$0.05655	\$0.05768	\$0.05883	\$0.06001
Calendar Year	2035	2036	2037	2038			
Rate per kWh	\$0.06121	\$0.06243	\$0.06368	\$0.06495			

8. **Early Exit Fee.** Customers may elect to terminate this Service Agreement prior to the Termination Date with 60 days' notice to the Company. Customers who choose to discontinue their service under this Schedule will be charged for the net cost of the remaining Renewable Energy that was to be delivered to the Customer under the remaining term of the Service Agreement. This amount will be based on: 1) the remaining term of the Service Agreement, 2) the amount of estimated annual Renewable Energy needs of each of the discontinued

PUGET SOUND ENERGY

Customer' locations as listed in Section 5 of the Service Agreement, 3) the estimated output of the Resource, 4) the contracted energy rates agreed to in Section 7 of the Service Agreement, and 5) a credit for PSE's then-current avoided costs (filed consistent with WAC 480-107-055). Termination of service under this Schedule will follow receipt and processing of the termination request by the Company.

9. **Resource Option Inadequacy.** If the Resource Option will not be available at the start of the commencement year, the Customer's agreement will be delayed to align with the Resource Option. If the Renewable Energy produced by the Resource Option and purchased by the Company is insufficient in any calendar year to satisfy the full requirements of the Customer, the Company will work with the Customer to source and retire for the Customer RECs from alternative resources, with costs for the RECs limited to the net amount to be collected under Schedule 139 from the Customer for the remainder of the calendar year. If, at the Company's determination, the Resource Option will not be adequate to meet the full requirements of the Customer, then this Service Agreement will be terminated with no liability to the Customer or to the Company. If a replacement project can be sourced and mutually agreed upon, a new Service Agreement will be created.
10. **Credit.** Customer authorizes that the Company may run a credit report on Customer and/or request audited financial statements for the purpose of determining the Customer's creditworthiness for this service.
11. **Energy Efficiency Services.** The Customer and the Company will continue to partner on mutually beneficial energy efficiency projects which will reduce energy demand on an annual basis. These services will have no bearing on the cost of energy as proposed in Table 1.
12. **Electrical Work.** In order to ensure continued qualification for service under Schedule 139, the Customer must contact the Company through their business account services representative when any electrical work is being conducted.
13. **Governing Law.** This Service Agreement will be governed by and interpreted, construed and enforced in accordance with the laws of the State of Washington.

IN WITNESS WHEREOF, the Parties, by their duly authorized representatives, have executed this Agreement as of the date first written above.

PUGET SOUND ENERGY
By David Mink
Its SVP, Policy & Energy Supply

CUSTOMER
By John Marchione
Its MAYOR

SCHEDULE 139
VOLUNTARY LONG TERM RENEWABLE ENERGY SERVICE AGREEMENT
Attachment "B" to Service Agreement (City of Redmond)

Account	BP	Customer	Meter	Rate	Address	City	Zip	Avg Yr KWH	Avg Yr Billed	Yes/No	Term
200003454655	10039233510	CITY OF REDMOND	U012429847	SCH_24EC	11601 WOODINVILLE REDMOND RD	Redmond	98052	32,614	\$3,465.09	Yes	18
220014524643	10039233510	CITY OF REDMOND	Z089628141	SCH_24EC	6502 185TH AVE NE #STAT	Redmond	98052	100,280	\$10,550.59	Yes	18
200025281128	10039233510	CITY OF REDMOND	U096428012	SCH_24EC	16202 NE 40TH ST	Redmond	98052	237	\$153.86	Yes	18
220013721729	10039233510	CITY OF REDMOND	U097027024	SCH_24EC	16099 BEAR CREEK PKWY #IRRIIG	Redmond	98052	1	\$129.82	Yes	18
220013458769	10039233510	CITY OF REDMOND	Z007415983	SCH_24EC	7499 BEAR CREEK PKWY #TFCISIG	Redmond	98052	22,930	\$2,674.11	Yes	18
220014524650	10039233510	CITY OF REDMOND	Z017452929	SCH_24EC	6502 185TH AVE NE #MAINT	Redmond	98052	42,800	\$4,697.99	Yes	18
200025281409	10039233510	CITY OF REDMOND	H065923464	SCH_24EC	18440 NE 24TH ST #SPRKLIR	Redmond	98052	160	\$146.10	Yes	18
200025280955	10039233510	CITY OF REDMOND	Z002121586	SCH_24EC	17160 NE NOVELTY HILL RD	Redmond	98053	22,470	\$2,473.39	Yes	18
200003454028	10039233510	CITY OF REDMOND	J064501115	SCH_24EC	161 AV NE & NE 85 ST	Redmond	98052	15,970	\$1,762.43	Yes	18
200010241475	10039233510	CITY OF REDMOND	Z002791806	SCH_24EC	23439 NE 131ST PL #PMP54	Redmond	98053	41,760	\$4,345.75	Yes	18
200003454804	10039233510	CITY OF REDMOND	Z002824524	SCH_24EC	3977 170TH PL NE	Redmond	98052	10,110	\$1,163.28	Yes	18
200025281680	10039233510	CITY OF REDMOND	U091840880	SCH_24EC	17207 NE 32ND ST	Redmond	98052	412	\$171.11	Yes	18
200003453137	10039233510	CITY OF REDMOND	U011866538	SCH_24EC	15000 NE 40TH ST	Redmond	98052	9,685	\$1,119.88	Yes	18
220013720671	10039233510	CITY OF REDMOND	U021803846	SCH_24EC	11122 172ND AVE NE #TOLT 2	Redmond	98052	11,601	\$1,318.10	Yes	18
200013945799	10039233510	CITY OF REDMOND	N090899579	SCH_24EC	8440 161ST AVE NE	Redmond	98052	15,763	\$1,744.36	Yes	18
200003454283	10039233510	CITY OF REDMOND	Z004428756	SCH_24EC	188 NE REDMOND FALL CITY RD	Redmond	98052	37,070	\$3,916.46	Yes	18
220013460070	10039233510	CITY OF REDMOND	Z009879666	SCH_24EC	7499 OLD REDMOND RD #SIGNAL	Redmond	98052	8,270	\$975.00	Yes	18
200003453764	10039233510	CITY OF REDMOND	H077732118	SCH_24EC	148 AVE NE & WILLOWS RD	Redmond	98053	14,590	\$1,621.15	Yes	18
200010241764	10039233510	CITY OF REDMOND	A077276919	SCH_24EC	2400 W LAKE SAMMAMISH PKWY N	Redmond	98052	1,812	\$315.17	Yes	18
200010241640	10039233510	CITY OF REDMOND	Z020231895	SCH_24EC	3834 175TH AVE NE #PUMP	Redmond	98052	6,690	\$1,013.22	Yes	18
200003454416	10039233510	CITY OF REDMOND	U096618134	SCH_24EC	2402 W LAKE SAMMAMISH PKWY N	Redmond	98052	297	\$159.92	Yes	18
200003453582	10039233510	CITY OF REDMOND	Z009879655	SCH_24EC	18599 NE UNION HILL RD #TFC LT	Redmond	98052	26,850	\$2,872.28	Yes	18
200010209498	10039233510	CITY OF REDMOND	A077277590	SCH_24EC	8701 208TH AVE NE	Redmond	98053	81,700	\$7,954.66	Yes	18
200003475163	10039233510	CITY OF REDMOND	Z004555667	SCH_24EC	1599 NE 116TH ST #T	Redmond	98052	7,760	\$923.45	Yes	18
220009760749	10039233510	CITY OF REDMOND	Z015559137	SCH_24EC	8500 188TH AVE NE #IRR	Redmond	98052	0	\$129.71	Yes	18
220013460641	10039233510	CITY OF REDMOND	U012233118	SCH_24EC	165 PL NE & NE 116 ST #LIGHTS	Redmond	98052	15,797	\$1,745.86	Yes	18
220013458843	10039233510	CITY OF REDMOND	H064119304	SCH_24EC	AVONDALE RD NE & NE 116 ST	Redmond	98052	23,060	\$2,337.21	Yes	18
200025282720	10039233510	CITY OF REDMOND	A012955140	SCH_24EC	6551 140TH AVE NE #IRR	Redmond	98052	119	\$141.94	Yes	18
200003478415	10039233510	CITY OF REDMOND	K033715486	SCH_24EC	9845 WILLOWS RD NE	Redmond	98052	190	\$149.14	Yes	18
200025291259	10039233510	CITY OF REDMOND	U015035337	SCH_24EC	18815 NE 116TH ST	Redmond	98052	3,293	\$437.87	Yes	18
220013946615	10039233510	CITY OF REDMOND	H096189446	SCH_24EC	6500 151ST AVE NE #PUMP	Redmond	98052	12,962	\$1,444.88	Yes	18
200003547409	10039233510	CITY OF REDMOND	C087232914	SCH_24EC	8330 167TH AVE NE	Redmond	98052	19,790	\$2,153.76	Yes	18
200005213711	10039233510	CITY OF REDMOND	J064044460	SCH_24EC	4211 148TH AVE NE	Bellevue	98007	81,920	\$8,424.63	Yes	18
200005213711	10039233510	CITY OF REDMOND	B035285156	SCH_24EC	4211 148TH AVE NE	Bellevue	98007	3,200	\$453.01	Yes	18
200003505282	10039233510	CITY OF REDMOND	H065430069	SCH_24EC	164 AVE NE & BEAR-CREEK PKWY	Redmond	98052	13,610	\$1,521.81	Yes	18
200003479017	10039233510	CITY OF REDMOND	Z004555568	SCH_24EC	3799 148TH AVE NE #TRAFFI	Bellevue	98007	7,640	\$903.34	Yes	18
200003545528	10039233510	CITY OF REDMOND	Z004555574	SCH_24EC	5102 W LAKE SAMMAMISH PKWY #	Redmond	98052	24,000	\$2,584.32	Yes	18
220013461425	10039233510	CITY OF REDMOND	U024660064	SCH_24EC	13499 OLD REDMOND RD #T LTNG	Redmond	98052	12,177	\$1,374.84	Yes	18
200003478639	10039233510	CITY OF REDMOND	Z009569056	SCH_24EC	16162 REDMOND WAY #T	Redmond	98052	19,950	\$2,166.86	Yes	18
220013460666	10039233510	CITY OF REDMOND	U019200671	SCH_24EC	6742 REDMOND FALL CITY RD #502	Redmond	98052	31,549	\$3,354.49	Yes	18
200003509953	10039233510	CITY OF REDMOND	U013006365	SCH_24EC	3601 156TH AVE NE	Redmond	98052	7,560	\$902.47	Yes	18
200003475783	10039233510	CITY OF REDMOND	Z004555558	SCH_24EC	16599 NE 80TH ST #TFC LT	Redmond	98052	14,560	\$1,618.82	Yes	18
200003545692	10039233510	CITY OF REDMOND	U011690831	SCH_24EC	18000 AVONDALE RD NE	Woodinville	98077	5,320	\$632.70	Yes	18

200003546120	10039233510	CITY OF REDMOND	U010632672	SCH_24EC	10201 WOODINVILLE REDMOND RD	Redmond	98052	2,713	\$406.98	Yes	18
200003508153	10039233510	CITY OF REDMOND	U012428391	SCH_24EC	10055 166TH AVE NE #LIGHTS	Redmond	98052	34,143	\$3,619.64	Yes	18
200025283066	10039233510	CITY OF REDMOND	U094845632	SCH_24EC	OLD REDMOND RD & 146 AVE NE	Redmond	98052	2	\$129.92	Yes	18
200003508837	10039233510	CITY OF REDMOND	U0133298367	SCH_24EC	7300 W LAKE SAMMAMISH PKWY N	Redmond	98052	27,771	\$2,969.62	Yes	18
200025282498	10039233510	CITY OF REDMOND	U097026273	SCH_24EC	10710 160TH AVE NE #PUMP	Redmond	98052	566	\$187.03	Yes	18
220013947803	10039233510	CITY OF REDMOND	Z001896855	SCH_24EC	22710 NE ALDER CREST DR #5 STATION	Redmond	98053	93,080	\$9,630.16	Yes	18
220014524965	10039233510	CITY OF REDMOND	Z002070041	SCH_24EC	9575 224TH AVE NE	Redmond	98053	28,270	\$3,022.21	Yes	18
200003508328	10039233510	CITY OF REDMOND	R044808625	SCH_24EC	9943 160TH AVE NE #LITES	Redmond	98052	15,300	\$1,694.50	Yes	18
200003546773	10039233510	CITY OF REDMOND	Z004555530	SCH_24EC	16600 BEL RED RD	Redmond	98052	23,520	\$2,535.96	Yes	18
220013461417	10039233510	CITY OF REDMOND	Z004555551	SCH_24EC	17599 NE 116TH ST #STLIGHT	Redmond	98052	6,580	\$802.91	Yes	18
200003507999	10039233510	CITY OF REDMOND	Z004555542	SCH_24EC	8299 166TH AVE NE #TFC LT	Redmond	98052	7,960	\$942.65	Yes	18
200010243042	10039233510	CITY OF REDMOND	Z049269137	SCH_24EC	16951 NE 111TH ST	Redmond	98052	15,650	\$1,885.84	Yes	18
220013721695	10039233510	CITY OF REDMOND	A077270883	SCH_24EC	15050 NE 36TH ST #IRRIG	Redmond	98052	96	\$139.53	Yes	18
220013461417	10039233510	CITY OF REDMOND	Z002824494	SCH_24EC	18903 NE 65TH ST #LIGHTS	Redmond	98052	16,110	\$1,775.59	Yes	18
220013460625	10039233510	CITY OF REDMOND	Z009569021	SCH_24EC	3555 156TH AVE NE #SIGNAL	Redmond	98052	3,375	\$474.28	Yes	18
200010243646	10039233510	CITY OF REDMOND	Z007354232	SCH_24EC	17411 NE 45TH ST #PUMP	Redmond	98052	15,170	\$1,877.98	Yes	18
220013720440	10039233510	CITY OF REDMOND	J052801400	SCH_24EC	15430 NE 85TH ST	Redmond	98052	270	\$157.27	Yes	18
200003547029	10039233510	CITY OF REDMOND	Z004428758	SCH_24EC	2999 156TH AVE NE	Redmond	98052	4,350	\$774.08	Yes	18
200003479603	10039233510	CITY OF REDMOND	J064701574	SCH_24EC	164 AV NE & NE 85 ST	Redmond	98052	4,860	\$626.06	Yes	18
200003509573	10039233510	CITY OF REDMOND	Z008249218	SCH_24EC	16099 BEAR CREEK PKWY #T	Redmond	98052	23,900	\$2,572.51	Yes	18
220016257028	10039233510	CITY OF REDMOND	N088687539	SCH_24EC	16528 CLEVELAND ST #E	Redmond	98052	31,831	\$3,376.50	Yes	18
200010243232	10039233510	CITY OF REDMOND	Z002729437	SCH_24EC	179 AV NE & NE 65 ST PUMP	Redmond	98052	6,709	\$982.75	Yes	18
220013721067	10039233510	CITY OF REDMOND	Z007415896	SCH_24EC	7729 LEARY WAY NE	Redmond	98052	5,330	\$675.29	Yes	18
200025284270	10039233510	CITY OF REDMOND	U023063618	SCH_24EC	18010 NE UNION HILL RD #IRR	Redmond	98052	1	\$129.81	Yes	18
200014539981	10039233510	CITY OF REDMOND	Z002713939	SCH_24EC	18100 NE 76TH ST #11	Redmond	98052	73,760	\$7,866.20	Yes	18
200010242390	10039233510	CITY OF REDMOND	Z034802710	SCH_24EC	13400 NE 86TH PL	Redmond	98052	11,924	\$1,578.60	Yes	18
200010242192	10039233510	CITY OF REDMOND	Z002121544	SCH_24EC	176 AVE NE & NE 67 CT	Redmond	98052	13,789	\$1,768.10	Yes	18
220013721612	10039233510	CITY OF REDMOND	A077271424	SCH_24EC	16119 REDMOND WAY #P	Redmond	98052	50	\$134.79	Yes	18
220013460674	10039233510	CITY OF REDMOND	Z007912093	SCH_24EC	7599 BEAR CREEK PKWY #TFCSIG	Redmond	98052	20,890	\$2,265.11	Yes	18
220013720432	10039233510	CITY OF REDMOND	U096672573	SCH_24EC	16101 NE 104TH ST	Redmond	98052	15,059	\$1,662.14	Yes	18
220014525368	10039233510	CITY OF REDMOND	Z003422863	SCH_24EC	19010 231ST WAY NE	Redmond	98053	14,300	\$1,681.83	Yes	18
200003545908	10039233510	CITY OF REDMOND	Z003792599	SCH_24EC	16275 NE 85TH ST	Redmond	98052	2,500	\$585.19	Yes	18
200003476187	10039233510	CITY OF REDMOND	H065520936	SCH_24EC	15000 NE 20TH ST	Redmond	98052	10,130	\$1,167.35	Yes	18
200010243984	10039233510	CITY OF REDMOND	Z020251939	SCH_24EC	7730 LEARY WAY NE #MAIN	Redmond	98052	27,147	\$3,131.08	Yes	18
200025283280	10039233510	CITY OF REDMOND	U0966618406	SCH_24EC	10400 192ND AVE NE	Redmond	98053	112,240	\$10,923.49	Yes	18
200003476880	10039233510	CITY OF REDMOND	Z009879640	SCH_24EC	3699 150TH AVE NE	Redmond	98052	25,510	\$2,737.12	Yes	18
200003506611	10039233510	CITY OF REDMOND	U099465951	SCH_24EC	156 AVE NE & NE 45 ST	Redmond	98052	12,179	\$1,374.56	Yes	18
220013721711	10039233510	CITY OF REDMOND	A077274013	SCH_24EC	3050 152ND AVE NE #IRRIG	Redmond	98052	99	\$139.82	Yes	18
200003479199	10039233510	CITY OF REDMOND	U010607448	SCH_24EC	159 AVE NE & NE 39 ST	Redmond	98052	5,568	\$698.80	Yes	18
200003545638	10039233510	CITY OF REDMOND	U096675153	SCH_24EC	NE 104 ST & AVONDALE RD SIGNAL	Redmond	98052	4,745	\$577.85	Yes	18
200003509367	10039233510	CITY OF REDMOND	U091831451	SCH_24EC	18200 NE 116TH ST	Redmond	98052	14,477	\$1,513.80	Yes	18
200003545312	10039233510	CITY OF REDMOND	Z0079212109	SCH_24EC	3199 152ND AVE NE #TFCSIG	Redmond	98052	22,440	\$2,426.33	Yes	18
200003545171	10039233510	CITY OF REDMOND	U099465950	SCH_24EC	16000 NE 90TH ST #SIGNAL	Redmond	98052	41,394	\$4,363.19	Yes	18
200003506041	10039233510	CITY OF REDMOND	U016869177	SCH_24EC	3299 148TH AVE NE	Bellevue	98007	12,283	\$1,374.23	Yes	18
200025284643	10039233510	CITY OF REDMOND	Z035040868	SCH_24EC	17535 NE 104TH ST	Redmond	98052	0	\$329.40	Yes	18
200003477201	10039233510	CITY OF REDMOND	Z005353904	SCH_24EC	160TH AVE NE & NE 83RD ST	Redmond	98052	16,860	\$1,853.51	Yes	18
200003507064	10039233510	CITY OF REDMOND	Z004066957	SCH_24EC	17777 NE 76TH ST #SIGNAL	Redmond	98052	15,870	\$1,950.68	Yes	18

200016673754	1003923510	CITY OF REDMOND	Z003497418	SCH_24EC	8450 161ST AVE NE	Redmond	98052	195,320	\$20,264.55	Yes	18
220013461086	1003923510	CITY OF REDMOND	R049433214	SCH_24EC	7999 170TH AVE NE #T	Redmond	98052	8,549	\$1,004.10	Yes	18
200025282332	1003923510	CITY OF REDMOND	U011424857	SCH_24EC	15511 NE 90TH ST	Redmond	98052	4,865	\$626.28	Yes	18
200020084204	1003923510	CITY OF REDMOND	Z003478546	SCH_24EC	6750 184TH CT NE	Redmond	98052	71,215	\$7,632.38	Yes	18
200003506827	1003923510	CITY OF REDMOND	B021174594	SCH_24EC	W LAKE SAMMAMISH PKWY & NE 4	Redmond	98052	6,180	\$761.41	Yes	18
220013720648	1003923510	CITY OF REDMOND	Z007918473	SCH_24EC	8705 160TH AVE NE	Redmond	98052	203,280	\$21,140.87	Yes	18
200025291515	1003923510	CITY OF REDMOND	R051293257	SCH_24EC	8915 142ND AVE NE	Redmond	98052	1,230	\$255.39	Yes	18
200025283520	1003923510	CITY OF REDMOND	H073274870	SCH_24EC	3501 156TH AVE NE #SPRKLIR	Redmond	98052	0	\$129.72	Yes	18
200013458777	1003923510	CITY OF REDMOND	Z008544891	SCH_24EC	9999 WILLOWS RD NE #SIGNAL	Redmond	98052	14,640	\$1,625.99	Yes	18
200003475999	1003923510	CITY OF REDMOND	A07727566	SCH_24EC	6816 147TH CT NE	Redmond	98052	69,959	\$7,286.75	Yes	18
200003508823	1003923510	CITY OF REDMOND	H097812975	SCH_24EC	159 PL NE & LEARY WAY	Redmond	98052	25,437	\$2,728.82	Yes	18
200003509755	1003923510	CITY OF REDMOND	H075076854	SCH_24EC	9000 REDMOND WOODINVILLE RD	Redmond	98052	11,360	\$1,291.02	Yes	18
220013721075	1003923510	CITY OF REDMOND	Z005203302	SCH_24EC	7603 166TH AVE NE	Redmond	98052	1,550	\$287.92	Yes	18
200025282902	1003923510	CITY OF REDMOND	A077276961	SCH_24EC	15811 REDMOND WAY	Redmond	98052	681	\$199.29	Yes	18
200003477995	1003923510	CITY OF REDMOND	U016865663	SCH_24EC	4004 148TH AVE NE #TFCSIG	Redmond	98052	25,064	\$2,692.95	Yes	18
200003479744	1003923510	CITY OF REDMOND	U010691654	SCH_24EC	15400 NE 90TH ST	Redmond	98052	33,526	\$3,557.26	Yes	18
220014525608	1003923510	CITY OF REDMOND	Z008550964	SCH_24EC	12903 ADAIR CREEK WAY NE	Redmond	98053	32,200	\$5,399.27	Yes	18
200010243422	1003923510	CITY OF REDMOND	Z0036085550	SCH_24EC	7031 148TH AVE NE	Redmond	98052	52,840	\$5,746.33	Yes	18
200010242895	1003923510	CITY OF REDMOND	H097809248	SCH_24EC	22509 NE MARKETPLACE DR	Redmond	98053	103,880	\$10,292.50	Yes	18
220014522811	1003923510	CITY OF REDMOND	Z001242534	SCH_24EC	12910 ADAIR CREEK WAY NE	Redmond	98053	8,500	\$1,125.81	Yes	18
220014522811	1003923510	CITY OF REDMOND	C082927213	SCH_24EC	4030 W LAKE SAMMAMISH PKWY N	Redmond	98052	12,219	\$1,579.42	Yes	18
200003547227	1003923510	CITY OF REDMOND	U012451945	SCH_24EC	NE 30 ST & W-LAK-SAMM NE	Redmond	98052	2,075	\$341.48	Yes	18
200010242614	1003923510	CITY OF REDMOND	U004091950	SCH_24EC	16510 NE 79TH ST	Redmond	98052	61,336	\$6,417.24	Yes	18
20000279634	1003923510	CITY OF REDMOND	U014257830	SCH_24EC	18080 NE 76TH ST #GARAGE	Redmond	98052	24,580	\$2,643.85	Yes	18
200013719477	1003923510	CITY OF REDMOND	Z003478470	SCH_24EC	18080 NE 76TH ST #GARAGE	Redmond	98052	15,274	\$1,691.31	Yes	18
220014524635	1003923510	CITY OF REDMOND	Z002730678	SCH_24EC	148 AVE NE & NE S2 ST	Redmond	98052	53,820	\$5,821.71	Yes	18
220014524593	1003923510	CITY OF REDMOND	U025626657	SCH_24EC	NE 35 ST & W-LAK-SAMM NE	Redmond	98052	58,040	\$6,060.94	Yes	18
220014524593	1003923510	CITY OF REDMOND	C078781365	SCH_24EC	18080 NE 76TH ST	Redmond	98052	22,990	\$2,479.89	Yes	18
220014524593	1003923510	CITY OF REDMOND	C082928490	SCH_24EC	18080 NE 76TH ST	Redmond	98052	112,560	\$11,806.26	Yes	18
220013720408	1003923510	CITY OF REDMOND	J064500097	SCH_24EC	9700 180TH AVE NE	Redmond	98052	11,150	\$1,264.85	Yes	18
220013720408	1003923510	CITY OF REDMOND	Z055485025	SCH_24EC	9700 180TH AVE NE	Redmond	98052	38,720	\$4,297.70	Yes	18
200003505126	1003923510	CITY OF REDMOND	U096431160	SCH_24EC	AVONDALE WAY & UNION HILL RD	Redmond	98052	11,316	\$1,286.13	Yes	18
200002997924	1003923510	CITY OF REDMOND	U025246781	SCH_24EC	159 PL NE & LEARY WAY	Redmond	98052	222	\$152.36	Yes	18
200010241996	1003923510	CITY OF REDMOND	Z032084672	SCH_24EC	180 AV NE & NE 76 ST	Redmond	98052	6,756	\$1,049.77	Yes	18
200003475593	1003923510	CITY OF REDMOND	U010607989	SCH_24EC	2651 152ND AVE NE	Redmond	98052	6,232	\$766.52	Yes	18
200025284023	1003923510	CITY OF REDMOND	U022684626	SCH_24EC	13499 OLD REDMOND RD	Redmond	98052	0	\$129.72	Yes	18
200003509029	1003923510	CITY OF REDMOND	U012470720	SCH_24EC	NE 70TH ST & SR 202 # 5028	Redmond	98052	22,500	\$2,428.20	Yes	18
200003506181	1003923510	CITY OF REDMOND	R049433681	SCH_24EC	169 AVE NE & NE 82 ST	Redmond	98052	6,560	\$800.62	Yes	18
200003476435	1003923510	CITY OF REDMOND	Z004675452	SCH_24EC	17210 REDMOND WAY	Redmond	98052	27,710	\$3,162.76	Yes	18
220013461011	1003923510	CITY OF REDMOND	U012608925	SCH_24EC	16300 NE 40TH ST #SIGNAL	Redmond	98052	5,146	\$655.50	Yes	18
220002803421	1000356724	CITY OF REDMOND	Z002665272	SCH_24EC	15670 NE 85TH ST #GARG	Redmond	98052	135,960	\$14,212.13	Yes	18
220013459262	1003923510	CITY OF REDMOND	Z014644603	SCH_24EC	7799 164TH AVE NE #T SGNL	Redmond	98052	14,420	\$1,603.86	Yes	18
200025282118	1003923510	CITY OF REDMOND	O07761604	SCH_24EC	3650 W LAKE SAMMAMISH PKWY N	Redmond	98052	51,220	\$5,374.06	Yes	18
220013721604	1003923510	CITY OF REDMOND	A013550098	SCH_24EC	15670 NE 85TH ST #PARK	Redmond	98052	880	\$220.39	Yes	18

200020083404	1003923510	CITY OF REDMOND	R063286151	SCH_24EC	18609 NE 65TH ST	Redmond	98052	21,731	\$2,364.36	Yes	18
200003477540	1003923510	CITY OF REDMOND	Z004555335	SCH_24EC	188 AVE NE & NE 68 ST	Redmond	98052	7,130	\$858.10	Yes	18
220013720424	1003923510	CITY OF REDMOND	Z004177225	SCH_24EC	10365 172ND AVE NE	Redmond	98052	85,720	\$9,084.15	Yes	18
220013951912	1003923510	CITY OF REDMOND	Z009846488	SCH_24EC	17051 NE 124TH ST #LFTSTA	Redmond	98052	10,488	\$1,411.39	Yes	18
220013721679	1003923510	CITY OF REDMOND	Z015559217	SCH_24EC	16401 CLEVELAND ST #IRR	Redmond	98052	130	\$143.06	Yes	18
220013458785	1003923510	CITY OF REDMOND	Z014644620	SCH_24EC	7699 170TH AVE NE #SIGNAL	Redmond	98052	24,790	\$2,657.66	Yes	18
220013461631	1003923510	CITY OF REDMOND	A011948958	SCH_24EC	16235 NE 51ST ST #LIGHTS	Redmond	98052	4,349	\$574.63	Yes	18
220013461599	1003923510	CITY OF REDMOND	Z015559218	SCH_24EC	7600 188TH AVE NE	Redmond	98052	36,540	\$3,863.95	Yes	18
220013458793	1003923510	CITY OF REDMOND	Z017531236	SCH_24EC	7844 LEARY WAY NE #SIGNAL	Redmond	98052	23,774	\$2,565.53	Yes	18
220013945849	1003923510	CITY OF REDMOND	Z010191606	SCH_24EC	15600 NE REDMOND WAY #PUMP	Redmond	98052	7,200	\$1,073.09	Yes	18
220013461664	1003923510	CITY OF REDMOND	Z016947770	SCH_24EC	16399 NE 83RD ST #SIGNAL	Redmond	98052	15,090	\$1,672.13	Yes	18
220013458801	1003923510	CITY OF REDMOND	Z016947771	SCH_24EC	8799 148TH AVE NE #SIGNAL	Redmond	98052	9,070	\$1,256.88	Yes	18
220013721646	1003923510	CITY OF REDMOND	A017867349	SCH_24EC	9215 195TH AVE NE #BARN	Redmond	98053	36,949	\$3,670.89	Yes	18
220013458819	1003923510	CITY OF REDMOND	Z016947772	SCH_24EC	17299 NE 116TH ST #SIGNAL	Redmond	98052	22,470	\$2,428.50	Yes	18
220015651924	1003923510	CITY OF REDMOND	A019208143	SCH_24EC	18802 NE UNION HILL RD #IRRIG	Redmond	98052	124	\$142.40	Yes	18
220013462001	1003923510	CITY OF REDMOND	A019115028	SCH_24EC	5364 E LAKE SAMMAMISH PKWY N	Redmond	98052	2,222	\$356.76	Yes	18
220014197028	1002095721	CITY OF REDMOND	Z015914419	SCH_24EC	16399 REDMOND WAY #SIGNAL	Redmond	98052	8,424	\$1,002.41	Yes	18
220014359602	1003923510	CITY OF REDMOND	Z017531226	SCH_24EC	16899 REDMOND WAY #SIGNAL	Redmond	98052	15,870	\$1,780.77	Yes	18
220014151959	1003923510	CITY OF REDMOND	Z017531235	SCH_24EC	16099 REDMOND WAY #SIGNAL	Redmond	98052	8,660	\$1,023.78	Yes	18
220014688810	1003923510	CITY OF REDMOND	Z017966680	SCH_24EC	16699 REDMOND WAY #SIGNAL	Redmond	98052	6,576	\$812.04	Yes	18
220013947027	1003923510	CITY OF REDMOND	Z019958054	SCH_24EC	9008 183RD CT NE	Redmond	98052	5,618	\$902.49	Yes	18
220015613593	1003923510	CITY OF REDMOND	Z017324744	SCH_24EC	18460 NE 76TH ST #SIGNAL	Redmond	98052	7,356	\$885.07	Yes	18
220014688885	1003923510	CITY OF REDMOND	A020649540	SCH_24EC	8710 WILLOWS RD NE #LIGHTS	Redmond	98052	7,560	\$914.18	Yes	18
220014688810	1003923510	CITY OF REDMOND	A020649555	SCH_24EC	14672 NE 95TH ST #TRAIL LIGH	Redmond	98052	3,799	\$523.97	Yes	18
220014948511	1003923510	CITY OF REDMOND	A016481784	SCH_24EC	17204 NE 116TH ST #IRRIG	Redmond	98052	128	\$142.84	Yes	18
220013721059	1003923510	CITY OF REDMOND	U096431165	SCH_24EL	7802 168TH AVE NE #CF HSE	Redmond	98052	5,225	\$667.92	Yes	18
220013459288	1003923510	CITY OF REDMOND	Z007912104	SCH_24EL	13599 REDMOND WAY #T	Redmond	98052	27,000	\$2,892.21	Yes	18
220013459403	1003923510	CITY OF REDMOND	U022685147	SCH_24EL	16899 NE 79TH ST #T	Redmond	98052	7,889	\$936.49	Yes	18
220013459429	1003923510	CITY OF REDMOND	U019200121	SCH_24EL	NE 103 WAY & 156 AVE NE	Redmond	98052	20,782	\$2,255.49	Yes	18
200003453392	1003923510	CITY OF REDMOND	Z004555575	SCH_24EL	6200 W LAKE SAMMAMISH PKWY N	Redmond	98052	31,850	\$3,388.03	Yes	18
220013459437	1003923510	CITY OF REDMOND	U099215475	SCH_24EL	8301 161ST AVE NE	Redmond	98052	22,875	\$2,468.52	Yes	18
200025291069	1003923510	CITY OF REDMOND	U094238715	SCH_24EL	148 AV NE & NE 70 ST	Redmond	98052	990	\$231.02	Yes	18
200003507221	1003923510	CITY OF REDMOND	Z007912096	SCH_24EL	15899 REDMOND WAY #TFC SIG	Redmond	98052	16,790	\$1,846.02	Yes	18
200003546542	1003923510	CITY OF REDMOND	U016867534	SCH_24EL	17800 NE UNION HILL RD #SIGNAL	Redmond	98052	25,731	\$2,758.62	Yes	18
220013461409	1003923510	CITY OF REDMOND	Z007415842	SCH_24EL	13860 NE 80TH ST	Redmond	98052	20,210	\$2,395.88	Yes	18
200003478852	1003923510	CITY OF REDMOND	Z007016604	SCH_24EL	16599 CLEVELAND ST	Redmond	98052	29,490	\$3,339.36	Yes	18
200003509219	1003923510	CITY OF REDMOND	U010629370	SCH_24EL	NE 90 ST & 161 AVE NE	Redmond	98052	20,891	\$2,266.47	Yes	18
200003505456	1003923510	CITY OF REDMOND	Z007835169	SCH_24EL	8099 AVONDALE RD NE #TFC LT	Redmond	98052	24,360	\$2,617.64	Yes	18
220013461441	1003923510	CITY OF REDMOND	Z007415851	SCH_24EL	3602 157TH AVE NE #SIGNAL	Redmond	98052	11,820	\$1,337.30	Yes	18
220013461433	1003923510	CITY OF REDMOND	Z007835200	SCH_24EL	15200 NE 40TH ST #TFC LT	Redmond	98052	15,280	\$1,692.14	Yes	18
220013460682	1003923510	CITY OF REDMOND	Z014644635	SCH_24EL	8690 164TH AVE NE #LIGHTNG	Redmond	98052	1,330	\$265.72	Yes	18
200003479405	1003923510	CITY OF REDMOND	Z004796339	SCH_24EL	13800 NE UNION HILL RD #SIGNAL	Redmond	98052	22,890	\$2,667.11	Yes	18
220013458835	1003923510	CITY OF REDMOND	Z004428765	SCH_24EL	12400 WOODINVILLE-REDMOND RD	Redmond	98052	31,920	\$3,377.91	Yes	18
220013460591	1003923510	CITY OF REDMOND	Z007545131	SCH_24EL	3599 148TH AVE NE #TRAFFI	Bellevue	98007	9,840	\$1,126.17	Yes	18
200003507569	1003923510	CITY OF REDMOND	Z008249167	SCH_24EL	3701 150TH AVE NE #TFC SIG	Redmond	98052	23,350	\$2,516.89	Yes	18
200003477805	1003923510	CITY OF REDMOND	Z007912052	SCH_24EL	6599 E LAKE SAMMAMISH PKWY N	Redmond	98052	26,040	\$2,790.18	Yes	18
220013458827	1003923510	CITY OF REDMOND	U005168842	SCH_24EL	19152 NE UNION HILL RD #TRAFFIC	Redmond	98053	14,755	\$1,637.68	Yes	18

220013720598	1003923510	CITY OF REDMOND	Z003498869	SCH_25EC	9306 AVONDALE RD NE #WELL	Redmond	98052	213,960	\$23,233.04	Yes	18
220013720622	1003923510	CITY OF REDMOND	Z003498871	SCH_25EC	16317 NE 95TH ST	Redmond	98052	534,520	\$55,440.38	Yes	18
200013735127	1003923510	CITY OF REDMOND	Z011803960	SCH_25EC	16917 NE 116TH ST	Redmond	98052	226,840	\$23,243.60	Yes	18
200025281938	1003923510	CITY OF REDMOND	Z002713790	SCH_25EC	17235 NE 104TH ST	Redmond	98052	62,280	\$7,767.76	Yes	18
200025301694	1003923510	CITY OF REDMOND	Z018913821	SCH_25EC	8701 160TH AVE NE	Redmond	98052	1,442,280	\$134,317.63	Yes	18
220013945187	1003923510	CITY OF REDMOND	Z003522626	SCH_25EC	8703 160TH AVE NE	Redmond	98052	289,760	\$31,806.07	Yes	18
220013720606	1003923510	CITY OF REDMOND	Z016414973	SCH_25EC	7947 169TH AVE NE #WTR	Redmond	98052	548,360	\$53,857.32	Yes	18
220014525319	1003923510	CITY OF REDMOND	Z003752084	SCH_25EC	23933 NE NOVELTY HILL RD	Redmond	98053	171,880	\$17,934.19	Yes	18
220014524924	1003923510	CITY OF REDMOND	Z007917679	SCH_25EC	BLAKELY RIDGE PUMP STATION	Redmond	98053	159,480	\$16,946.37	Yes	18
220013721620	1003923510	CITY OF REDMOND	Z003522412	SCH_25EC	7031 148TH AVE NE	Redmond	98052	288,560	\$45,550.81	Yes	18
220015153723	1003923510	CITY OF REDMOND	Z004214322	SCH_25EC	6505 176TH AVE NE	Redmond	98052	117,563	\$12,528.47	Yes	18
200020084360	1003923510	CITY OF REDMOND	Z017537849	SCH_25EC	18082 NE 76TH ST	Redmond	98052	475,942	\$46,109.11	Yes	18
220014524593	1003923510	CITY OF REDMOND	Z003478543	SCH_25EC	18080 NE 76TH ST	Redmond	98052	240,640	\$27,427.39	Yes	18
200025290111	1003923510	CITY OF REDMOND	Z017508736	SCH_25EC	9011 196TH AVE NE	Redmond	98053	178,680	\$26,874.79	Yes	18
200025290269	1003923510	CITY OF REDMOND	Z005895242	SCH_25EC	17300 NE 104TH ST #FLD5&6	Redmond	98052	105,040	\$12,548.32	Yes	18
220014165405	1003923510	CITY OF REDMOND	Z009846576	SCH_25EC	16815 NE 79TH ST #WELL1	Redmond	98052	234,720	\$23,733.26	Yes	18
220002803405	1000356724	CITY OF REDMOND	Z017481531	SCH_28EC	15670 NE 85TH ST #C HALL	Redmond	98052	1,346,700	\$130,860.07	Yes	18

10,815,939 \$1,145,490.82



Puget Sound Energy
P.O. Box 97034
Bellevue, WA 98009-9734
PSE.com

Angela Birney
Mayor
City of Redmond
PO Box 97010
Redmond, WA 98073-9710

Re: First Amendment to Schedule 139 Voluntary Long-Term Renewable Energy Service Agreement

Dear Mayor Birney:

Puget Sound Energy (“PSE”) and City of Redmond (“Customer”) previously entered into that certain Schedule 139 Voluntary Long-Term Renewable Energy Service Agreement, dated as of August 31, 2018, between PSE and Customer (the “Service Agreement”). Subsequent to the execution of the Service Agreement, the Washington Utilities and Transportation Commission (the “Commission”) approved Resource Option Energy Charges under PSE’s Schedule No. 139 Voluntary Long-Term Renewable Energy Purchase Rider (“Schedule 139”). PSE desires to amend the Service Agreement as set forth herein to reflect these revisions to Schedule 139 approved by the Commission, which revisions have the effect of reducing Resource Option Energy Charges under the Service Agreement for calendar years beginning 2021, and adjusting the start of the terms to reflect the actual start date of March 1, 2021.

This First Amendment to the Service Agreement (the “First Amendment”) confirms the mutually agreed upon updates to the Service Agreement that are consistent with the revisions to Schedule 139 approved by the Commission.

1. Section 6 of the Service Agreement is amended in its entirety and replaced with the following Section 6:
 6. Term. The term of this Service Agreement shall commence in the year 2021. Service under Schedule 139 shall begin on March 1, 2021 with the commencement of the Power Purchase Agreement between PSE and the developer of the Resource Option, and delivery therefrom of energy to the Company sufficient to satisfy the obligations set forth in this Service Agreement. This Service Agreement terminates in calendar year 2039 after 2 billing cycles during such calendar year.

2. Table 1 in Section 7 of the Service Agreement is amended in its entirety to read as follows:

Table 1

Calendar Year	2021	2022	2023	2024	2025
Rate per kWh	\$0.04409	\$0.04497	\$0.04587	\$0.04679	\$0.04772

Calendar Year	2026	2027	2028	2029	2030
Rate per kWh	\$0.04868	\$0.04965	\$0.05065	\$0.05166	\$0.05269

Calendar Year	2031	2032	2033	2034	2035
Rate per kWh	\$0.05375	\$0.05482	\$0.05592	\$0.05704	\$0.05818

Calendar Year	2036	2037	2038	2039
Rate per kWh	\$0.05934	\$0.06053	\$0.06174	\$0.06297

3. Capitalized terms used in but not otherwise defined in this First Amendment have the meanings given to such terms in the Service Agreement.
4. Except as amended by this First Amendment, the Service Agreement is hereby ratified and confirmed in all respects and shall continue in full force and effect according to its terms.
5. This First Amendment will be governed by and interpreted, construed and enforced in accordance with the law of the State of Washington.
6. This First Amendment may be executed by in one or more counterparts, each of which shall be deemed to be an original, but all of which together shall constitute one and the same instrument. A signed copy of this First Amendment delivered by means of a facsimile machine or electronic transmission in portable document format (pdf) shall be treated in all manner and respects as an original signed version thereof delivered in person.

Please indicate your acceptance of the foregoing by signing and returning the enclosed copy of this letter.

Very truly yours,
PUGET SOUND ENERGY

By: _____
 Name: Will Einstein
 Title: Director Products, Services & Growth

AGREED AND ACKNOWLEDGED:

City of Redmond

By: _____

Name: Angela Birney

Title: Mayor, City of Redmond



Memorandum

Date: 6/22/2021

File No. CM 21-279

Meeting of: Committee of the Whole - Finance, Administration, and Communications

Type: Committee Memo

TO: Committee of the Whole - Finance, Administration, and Communications

FROM: Mayor Angela Birney

DEPARTMENT DIRECTOR CONTACT(S):

Executive	Malisa Files	425-556-2166
-----------	--------------	--------------

DEPARTMENT STAFF:

N/A	N/A	N/A
-----	-----	-----

TITLE:

Ordinance: Revise Redmond Municipal Code 2.02.050

OVERVIEW STATEMENT:

At the May 18, 2021, meeting, Council requested the Redmond Municipal Code (RMC) be revised to include the Chief Operating Officer position in the list of department directors that must be confirmed by the City Council. The Revised Code of Washington (RCW) 35A.12.090 allows confirmation of Mayoral appointments as long as the City has established, by ordinance, the need for the confirmation. RMC 2.02.050 requires all department directors by confirmed by the City Council with the exception of the Chief Operating Officer. A revision to the Redmond Municipal Code is outlined in the attached ordinance (Attachment A).

Additional Background Information/Description of Proposal Attached

REQUESTED ACTION:

Receive Information Provide Direction Approve

REQUEST RATIONALE:

- **Relevant Plans/Policies:**
N/A
- **Required:**
Ordinances require Council approval.
- **Council Request:**
Council requested the change to the Redmond Municipal Code on May 18, 2021.
- **Other Key Facts:**
N/A

OUTCOMES:

In order to confirm the Chief Operating Officer for the City of Redmond, City Council will need to revise RMC 2.02.050 to add the position to the list of department directors confirmed by the Council. The attached ordinance accomplishes the code change.

COMMUNITY/STAKEHOLDER OUTREACH AND INVOLVEMENT:

- **Timeline (previous or planned):**
N/A
- **Outreach Methods and Results:**
N/A
- **Feedback Summary:**
N/A

BUDGET IMPACT:

Total Cost:
N/A

Approved in current biennial budget: Yes No N/A

Budget Offer Number:
The Chief Operating Officer position is budgeted in Offer No. 000237.

Budget Priority:
Strategic and Responsive

Other budget impacts or additional costs: Yes No N/A
If yes, explain:
N/A

Funding source(s):
General Fund

Budget/Funding Constraints:
N/A

Additional budget details attached

COUNCIL REVIEW:

Previous Contact(s)

Date	Meeting	Requested Action
5/18/2021	Business Meeting	Receive Information

Date: 6/22/2021

Meeting of: Committee of the Whole - Finance, Administration, and Communications

File No. CM 21-279

Type: Committee Memo

Proposed Upcoming Contact(s)

Date	Meeting	Requested Action
7/6/2021	Business Meeting	Approve

Time Constraints:

N/A

ANTICIPATED RESULT IF NOT APPROVED:

N/A

ATTACHMENTS:

Attachment A: Ordinance

ATTACHMENT A

CODE ORDINANCE

**CITY OF REDMOND
ORDINANCE NO. _____**

AN ORDINANCE OF THE CITY OF REDMOND, WASHINGTON, AMENDING REDMOND MUNICIPAL CODE (RMC) 2.02.050 TO ADD CHIEF OPERATING OFFICER TO THE LIST OF DEPARTMENT HEADS TO BE CONFIRMED BY A MAJORITY OF THE CITY COUNCIL AND ESTABLISHING AN EFFECTIVE DATE.

WHEREAS, the Municipal Code 2.02.050 of Redmond, Washington requires all Department Directors to be confirmed by a majority of the City Council with the exception of the Chief Operating Officer; and

WHEREAS, the City Council, of Redmond, Washington desires to amend RMC 2.02.050 to add Chief Operating Officer to the list of Department Directors to be confirmed by a majority of the City Council; and

WHEREAS, such an amendment is consistent with the Revised Code of Washington (RCW) 35A.12.090 which allows confirmation of Mayoral appointments by the Council as long as the City has established, by ordinance, the need for such a confirmation.

NOW, THEREFORE, THE CITY COUNCIL OF THE CITY OF REDMOND, WASHINGTON, DO ORDAIN AS FOLLOWS:

Section 1. Classification. This ordinance is of a general and permanent nature and shall become a part of the City Code.

Section 2. Amendment of Section

Section 2.02.050 of the Redmond Municipal Code is hereby amended to read as follows:

2.02.050 Appointment of Department Heads.

The positions of Chief of Police, Fire Chief, Personnel Director, Finance Director, Planning Director, Public Works Director, Parks and Recreation Director, ~~[AND]~~ Technology and Information Services Director, **Chief Operating Officer**, and all other positions of department head level which may hereafter be established shall be filled by appointment by the Mayor, subject to confirmation by a majority vote of the City Council, and shall serve at the pleasure of the Mayor.

Section 3. Severability. If any section, sentence, clause, or phrase of this ordinance should be held to be invalid or unconstitutional by a court of competent jurisdiction, such invalidity or unconstitutionality shall not affect the validity of any other section, sentence, clause, or phrase of this ordinance.

Section 4. Effective Date. This ordinance shall take effect five (5) days after passage and publication of the ordinance or a summary thereof consisting of the title, or as otherwise provided by law.

ADOPTED by the Redmond City Council this ____ day of _____, 2021.

CITY OF REDMOND

ANGELA BIRNEY, MAYOR

ATTEST:

CHERYL XANTHOS, MMC, CITY CLERK (SEAL)

APPROVED AS TO FORM:

JAMES HANEY, CITY ATTORNEY

FILED WITH THE CITY CLERK:
PASSED BY THE CITY COUNCIL:
PUBLISHED:
EFFECTIVE DATE:
ORDINANCE NO:



Memorandum

Date: 6/22/2021

File No. CM 21-281

Meeting of: Committee of the Whole - Finance, Administration, and Communications

Type: Committee Memo

TO: Committee of the Whole - Finance, Administration, and Communications

FROM: Mayor Angela Birney

DEPARTMENT DIRECTOR CONTACT(S):

Executive	Malisa Files	425-556-2166
-----------	--------------	--------------

DEPARTMENT STAFF:

N/A	N/A	N/A
-----	-----	-----

TITLE:

City Council Supplemental Staff

OVERVIEW STATEMENT:

During the 2021-2022 budget deliberations on December 3, 2020, Council asked to appropriate \$150,000 of one-time funds for supplemental help for the City Council. A discussion of the items the staff member could be responsible for included legislative issues, scheduling, and Council assistance. In response to this Council request, staff would like to recruit for the position but need Council’s input so the position can be placed within the appropriate job classification and pay scale.

Additional Background Information/Description of Proposal Attached

REQUESTED ACTION:

Receive Information

Provide Direction

Approve

REQUEST RATIONALE:

- **Relevant Plans/Policies:**
N/A
- **Required:**
N/A
- **Council Request:**
Supplemental staff was requested by the City Council during the 2021-2022 budget deliberation process.
- **Other Key Facts:**
N/A

OUTCOMES:

For discussion purposes, staff would like Council’s views on the following questions, including:

- What is Council’s goal for the position?
- What are some of the tasks the Council would like the position to accomplish?
- What activities would the position be expected to attend?

Council’s feedback will help staff identify the appropriate classification for the position so that recruitment can begin.

COMMUNITY/STAKEHOLDER OUTREACH AND INVOLVEMENT:

- **Timeline (previous or planned):**
N/A
- **Outreach Methods and Results:**
N/A
- **Feedback Summary:**
N/A

BUDGET IMPACT:

Total Cost:

The approved budget for the supplemental position equaled \$150,000 of one-time funds.

Approved in current biennial budget: **Yes** **No** **N/A**

Budget Offer Number:

The supplemental funding is in the City Council Offer No. 00238.

Budget Priority:

Strategic and Responsive

Other budget impacts or additional costs: **Yes** **No** **N/A**

If yes, explain:

N/A

Funding source(s):

General Fund

Budget/Funding Constraints:

The funds to support the supplemental position are one-time funds.

Additional budget details attached

COUNCIL REVIEW:

Previous Contact(s)

Date: 6/22/2021

Meeting of: Committee of the Whole - Finance, Administration, and Communications

File No. CM 21-281

Type: Committee Memo

Date	Meeting	Requested Action
12/3/2020	Study Session	Provide Direction

Proposed Upcoming Contact(s)

Date	Meeting	Requested Action
TBD	TBD	TBD

Time Constraints:

N/A

ANTICIPATED RESULT IF NOT APPROVED:

The discussion on supplemental staffing is for information only and to provide direction so staff can move forward with recruitment.

ATTACHMENTS:

N/A



Memorandum

Date: 6/22/2021

File No. CM 21-296

Meeting of: Committee of the Whole - Finance, Administration, and Communications

Type: Committee Memo

TO: Committee of the Whole - Finance, Administration, and Communications

FROM: Mayor Angela Birney

DEPARTMENT DIRECTOR CONTACT(S):

Finance	Kelley Cochran	425-556-2748
---------	----------------	--------------

DEPARTMENT STAFF:

Finance	Haritha Narra	Interim Financial Planning Manager
Finance	Marissa Flynn	Senior Financial Analyst

TITLE:

2021-2022 Budget Adjustment #1

OVERVIEW STATEMENT:

The focus of the discussion at FAC will be to establish a process for bringing the first budget adjustment of the 2021-2022 biennium forward for Council consideration and approval. Input is also requested from Council on additional items that should be brought forward for consideration.

Additional Background Information/Description of Proposal Attached

REQUESTED ACTION:

Receive Information **Provide Direction** **Approve**

REQUEST RATIONALE:

- **Relevant Plans/Policies:**
N/A
- **Required:**
N/A
- **Council Request:**
N/A
- **Other Key Facts:**
N/A

OUTCOMES:

Periodically the Finance Department adjusts the budget to recognize revenue and expenditure changes during the biennium. There are three adjustments that need to be made at this time. At the FAC Committee of the Whole meeting, staff will discuss a recommended approach for Council review and approval of each. The needed adjustments are listed below.

Contribution to Human Services: In accordance with Council direction during the 2021-2022 budget deliberations a transfer of \$500K from the General Fund to the Human Service Fund needs to be recognized.

Recognition of Beginning Fund Balances: At the beginning of each biennium, Financial Planning reconciles the budgeted beginning fund balances and the actual beginning fund balances for each fund so that fund managers know how much actual cash they carried over into the new biennium. These adjustments can either increase or decrease each of the City’s budgeted funds. The adjustment would formally recognize the difference between the actual and budgeted beginning fund balances in the General Fund, sub-funds of the General Fund, Special Revenue, Debt Service, Capital Investment, Enterprise Operating, Enterprise Capital Investment, and Internal Service Funds.

The General Fund ended the 2019-2020 biennium with \$40.3 million, \$26.2 million more than what was anticipated during budget preparation. In 2020, General Fund revenue ended the year over expectations primarily due to higher than anticipated sales tax on construction and growth in development review as a result of a development surge in the region and significant infrastructure projects in the City. Some General Fund revenues, including sales tax from restaurants and rental and leasing services, decreased as a result of COVID-19 lockdowns and eviction moratoriums. However, departments successfully managed their expenditures to these decreases in revenue, and as a result, General Fund expenditures were approximately 8% below the authorized budget.

The table below provides an overview of the General Fund revenues and expenses and the accumulation of the fund balance. Examples of the revenues included in the one-time category is sales tax on construction, grants, and CARES Act funding. All other revenues are represented as ongoing. Attachment A provides a high-level overview of recommendations that staff would like Council to consider for funding. During the committee meeting the approach to bringing this work forward to Council will be discussed.

2019 Beginning Fund Balance			(24,168,532)
2019 Ongoing	Revenue	(92,641,879)	
	Expense	95,441,687	2,799,808
2019 One-time	Revenue	(9,874,685)	
	Expense	941,730	(8,932,955)
2020 Beginning Fund Balance			(30,301,679)
2020 Ongoing	Revenue	(95,878,247)	
	Expense	96,213,717	335,470

2020 One-time	Revenue	(14,701,557)	
	Expense	4,320,843	(10,380,713)
2021 Calculated Beginning Fund Balance			(40,346,924)
2021 Budgeted Beginning Fund Balance			(14,144,344)
Fund Balance to Recognize			(26,202,580)

Recognition of American Rescue Plan Act (ARPA) Funding: On March 11, 2021 President Biden signed a bill to provide additional relief for states, counties, cities, and towns as well as public utilities, libraries, and transit agencies affected by the coronavirus pandemic. The City of Redmond will receive a total of \$9,928,999, in two equal increments, during the 2021-2022 biennium. These funds may be spent on qualifying expenses through December 31, 2024. Staff is still gathering information on ARPA, but Attachment B provides a high-level overview of recommendations that staff is currently working to develop.

Allowable uses of the funds include:

- COVID-19 emergency response;
- Assistance to households, small businesses, and nonprofits related to the negative economic impacts of COVID-19;
- Aid to impacted industries such as tourism, travel, and hospitality;
- Hazard pay for eligible local government essential workers;
- Grants to eligible private employers to provide hazard pay to essential workers;
- Reduction in revenue for government services due to COVID-19; and
- To make necessary investments in water, sewer, or broadband infrastructure.

COMMUNITY/STAKEHOLDER OUTREACH AND INVOLVEMENT:

- **Timeline (previous or planned):**
N/A
- **Outreach Methods and Results:**
N/A
- **Feedback Summary:**
N/A

BUDGET IMPACT:

Total Cost:
N/A

Approved in current biennial budget: Yes No N/A

Date: 6/22/2021

Meeting of: Committee of the Whole - Finance, Administration, and Communications

File No. CM 21-296

Type: Committee Memo

Budget Offer Number:

N/A

Budget Priority:

N/A

Other budget impacts or additional costs: Yes No N/A

If yes, explain:

N/A

Funding source(s):

N/A

Budget/Funding Constraints:

N/A

Additional budget details attached

COUNCIL REVIEW:

Previous Contact(s)

Date	Meeting	Requested Action
N/A	Item has not been presented to Council	N/A

Proposed Upcoming Contact(s)

Date	Meeting	Requested Action
N/A	None proposed at this time	N/A

Time Constraints:

All budget adjustments for the 2021-2022 biennium must be approved no later than December 31, 2022.

ANTICIPATED RESULT IF NOT APPROVED:

The City's financial records would not be aligned with actual results and additional funding will not be appropriated for expenditure.

ATTACHMENTS:

Attachment A: Staff Recommendation for General Fund Beginning Fund Balance

Attachment B: Staff Recommendation for American Rescue Plan Act

ATTACHMENT A
Recommendation for General Fund Beginning Fund Balance

Redmond Community and Senior Center Project – \$8.5M

- Supports a \$41M project
- Reduces debt issuance from current level of \$20.5M
- Council Briefing: A briefing on this funding option will be presented at the Study Session scheduled for June 22nd.

Redmond Central Connector Phase 3 - \$2.8M

- Supports a \$8.6M project
- Provides matching funds for secured and pending grant funding
 - Department of Commerce \$700K
 - Puget Sound Regional Council, \$2.1M
 - House Transportation & Infrastructure Committee, \$3.0M
- Council Briefing: Parks will provide a briefing to Council on the proposed projects.

Body Worn Cameras - \$3.9M

- Provides five years of programmatic funding, upfront equipment costs and equipment maintenance.
- Equips all uniformed personnel with Body Worn Cameras and all police vehicles with In-Car Cameras.
- Includes funding for 5.00 FTE's
 - 1.00 FTE – Police Sergeant
 - 1.00 FTE – Police Support Services
 - 1.00 FTE – Senior Systems Analyst
 - 1.00 FTE – Paralegal
 - 1.00 FTE – Deputy Prosecuting Attorney
- Future funding will be pursued through the Public Safety Levy refresh or capacity in future budgets
- Council Briefings: A briefing is schedule for a Study Session on July 13th.

Facility Reserves – \$7.2M

- Supports the continued implementation of the Facilities Strategic Plan
- Begins to secure resources for next priority projects
 - Public Safety Building Phase 3
 - Maintenance and Operations Center (MOC)
- Provides reserves for emergency and operational needs
 - Security System Improvements
 - Audio-Visual and conferencing improvements
- Council Briefing: Briefings regarding the use of these funds will be provided during the Quarterly CIP Updates or as part of the budget process.

Development Services Staffing – \$1.53M

Provides programmatic funding and upfront equipment costs.

- Addresses high demand in conjunction with process improvement efforts needed to implement a one-stop permitting center.

- Includes funding for 6.00 FTE's
 - 3.00 FTE's - Development Engineering Review Team
 - 1.00 Limited Duration FTE – Permit Intake Team
 - 2.00 FTE's – Additional support and flexibility if needed
- Council Briefing: A briefing will be provided at the Planning and Public Works Committee of the Whole schedule for July 13th.

Priority Maintenance and Operations Center Activities - \$1.8M

- Provides funding for Parks and Public Works supplemental and contract staffing and for the Maintenance and Operations Center.
- Restores the level of service to priority maintenance activities in core program areas, examples are provided below.
 - Trail Maintenance
 - Turf and Athletic Field Maintenance
 - Facility Repair
 - Irrigation Maintenance
 - Sidewalk Maintenance
 - Litter Control
 - Asphalt Patching
 - Traffic Sign Maintenance
 - Raised Pavement Markings Replacement
- Council Briefing: Discussions during the 2021-2022 Budget deliberation process.

ATTACHMENT B
Recommendation the American Rescue Plan Act Funding

Water/Wastewater Utility Lost Revenue Reimbursement

- Restore lost revenue due to a 50% average monthly loss in service demand of 50% from the commercial customer class.
- Revenue reimbursed for wastewater services will be used to fund wastewater pump station projects.

Recreation Activity Fund Lost Revenue Reimbursement

- Create a 12% operating reserve to protect the fund from future risks.

Parks Recovery Plan

- Provide funding required to implement the Parks Recovery Plan
- Includes funding for 4.50 FTE's
 - 1.00 FTE – Customer Service Desk Coordinator
 - 1.00 FTE – Senior Center Coordinator
 - 1.50 FTE's – Events Program Coordinators
 - 1.00 FTE – Teen Center Program Assistant

Small Business Support

- Offer another round of funding to small businesses
- Provide funding to non-profits that support small businesses

Funding for City Events

- Redmond Lights
- Derby Days

Tourism

- Support economic development
- Includes funding for a 0.60 FTE – Program Administrator
- Work would include public outreach and connecting with stakeholders

Human Services and Affordable Housing

- Waiting to see County response to avoid overlapping programs and services

Infrastructure and Equipment

- Wastewater Pump Stations
- Decontamination Safety Improvements



Memorandum

Date: 6/22/2021

File No. CM 21-297

Meeting of: Committee of the Whole - Finance, Administration, and Communications

Type: Committee Memo

TO: Committee of the Whole - Finance, Administration, and Communications

FROM: Mayor Angela Birney

DEPARTMENT DIRECTOR CONTACT(S):

Finance	Kelley Cochran	425-556-2748
---------	----------------	--------------

DEPARTMENT STAFF:

N/A	N/A	N/A
-----	-----	-----

TITLE:

Monthly Financial Report through May 2021

OVERVIEW STATEMENT:

Review the Monthly Financial Report from January 1, 2021 through May 31, 2021.

Additional Background Information/Description of Proposal Attached

REQUESTED ACTION:

Receive Information **Provide Direction** **Approve**

REQUEST RATIONALE:

- **Relevant Plans/Policies:**
Review of the City’s finances between January 1, 2021 and May 31, 2021.
- **Required:**
N/A
- **Council Request:**
N/A
- **Other Key Facts:**
N/A

OUTCOMES:

Each month the Finance Department reviews the previous month’s financial performance. Some highlights from the May Monthly Report, include:

General Fund

- Revenue collections are over targets by approximately 29% or \$11.6 million.
- Property taxes collections were received in May and are above target by 1.9% or \$200,000.
- Sales tax has exceeded targets by approximately 75% or \$7.3 million. One-time sales tax on construction continues to be the revenue driver at \$6.3 million for the year with \$1.4 million received in May.
- Utility taxes are below budgeted projections by approximately 12.5% or \$636,000. Consistent with past months revenues are down due to low occupancy of commercial buildings.
- Licenses & Permits revenue exceeded targets by 38% or \$2.3 million and includes both business license permits and development permits.
- Expenditures are below budget by approximately 8.47% or \$3.5 million.

Other Funds

- The Recreation Activity Fund has continued to receive field rental and program revenue.
- The Water/Wastewater Utility saw a decrease in commercial billings from April.
- Expenditures in the CIP are at 10.86%

COMMUNITY/STAKEHOLDER OUTREACH AND INVOLVEMENT:

- **Timeline (previous or planned):**
N/A
- **Outreach Methods and Results:**
N/A
- **Feedback Summary:**
N/A

BUDGET IMPACT:

Total Cost:

N/A

Approved in current biennial budget:

Yes No N/A

Budget Offer Number:

N/A

Budget Priority:

N/A

Other budget impacts or additional costs:

Yes No N/A

If yes, explain:

N/A

Funding source(s):

N/A

Budget/Funding Constraints:

Date: 6/22/2021

Meeting of: Committee of the Whole - Finance, Administration, and Communications

File No. CM 21-297

Type: Committee Memo

N/A

Additional budget details attached

COUNCIL REVIEW:

Previous Contact(s)

Date	Meeting	Requested Action
N/A	Item has not been presented to Council	N/A

Proposed Upcoming Contact(s)

Date	Meeting	Requested Action
N/A	None proposed at this time	N/A

Time Constraints:

N/A

ANTICIPATED RESULT IF NOT APPROVED:

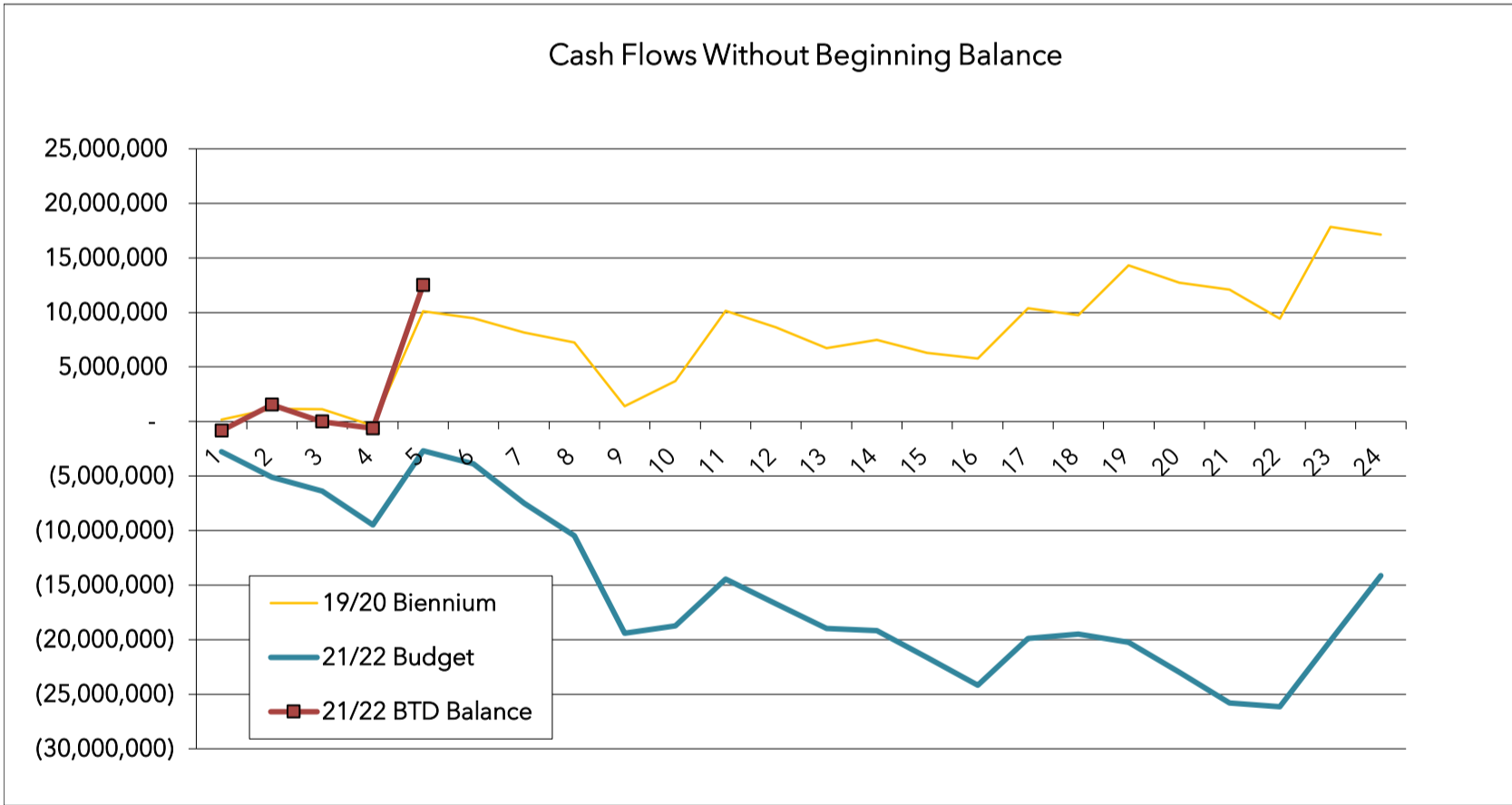
N/A

ATTACHMENTS:

Attachment A: Monthly Financial Report Ending May 2021

City of Redmond, WA
Monthly Cash Flow Summary - General Fund
2021-2022

	Revenue Budget	BTD Revenue	Expenditure Budget	BTD Expenditures	BTD Balance	On-going Balance
Begin Bal.	-	-	-	-	-	14,144,344
January	5,649,471	6,844,377	8,433,011	7,673,414	(829,037)	13,315,307
February	11,743,133	16,658,712	16,866,021	15,118,248	1,540,464	15,684,808
March	18,911,921	23,127,811	25,299,032	23,136,491	(8,680)	14,135,664
April	24,236,871	30,269,007	33,732,042	30,905,874	(636,866)	13,507,478
May	39,481,536	51,112,012	42,165,053	38,595,222	12,516,790	26,661,134
June	46,733,583	-	50,598,063	-	-	-
July	51,536,294	-	59,031,074	-	-	-
August	56,981,750	-	67,464,084	-	-	-
September	61,742,687	-	81,169,623	-	-	-
October	70,856,216	-	89,575,161	-	-	-
November	83,535,311	-	97,980,699	-	-	-
December	89,687,574	-	106,386,238	-	-	-
January	95,833,424	-	114,791,776	-	-	-
February	104,010,385	-	123,197,315	-	-	-
March	109,956,714	-	131,602,853	-	-	-
April	115,813,424	-	140,008,391	-	-	-
May	128,536,786	-	148,413,930	-	-	-
June	137,312,272	-	156,819,468	-	-	-
July	144,996,764	-	165,225,006	-	-	-
August	150,635,170	-	173,630,545	-	-	-
September	156,211,049	-	182,036,083	-	-	-
October	164,294,141	-	190,441,622	-	-	-
November	178,770,162	-	198,847,160	-	-	-
December	187,588,577	-	201,732,921	-	-	-



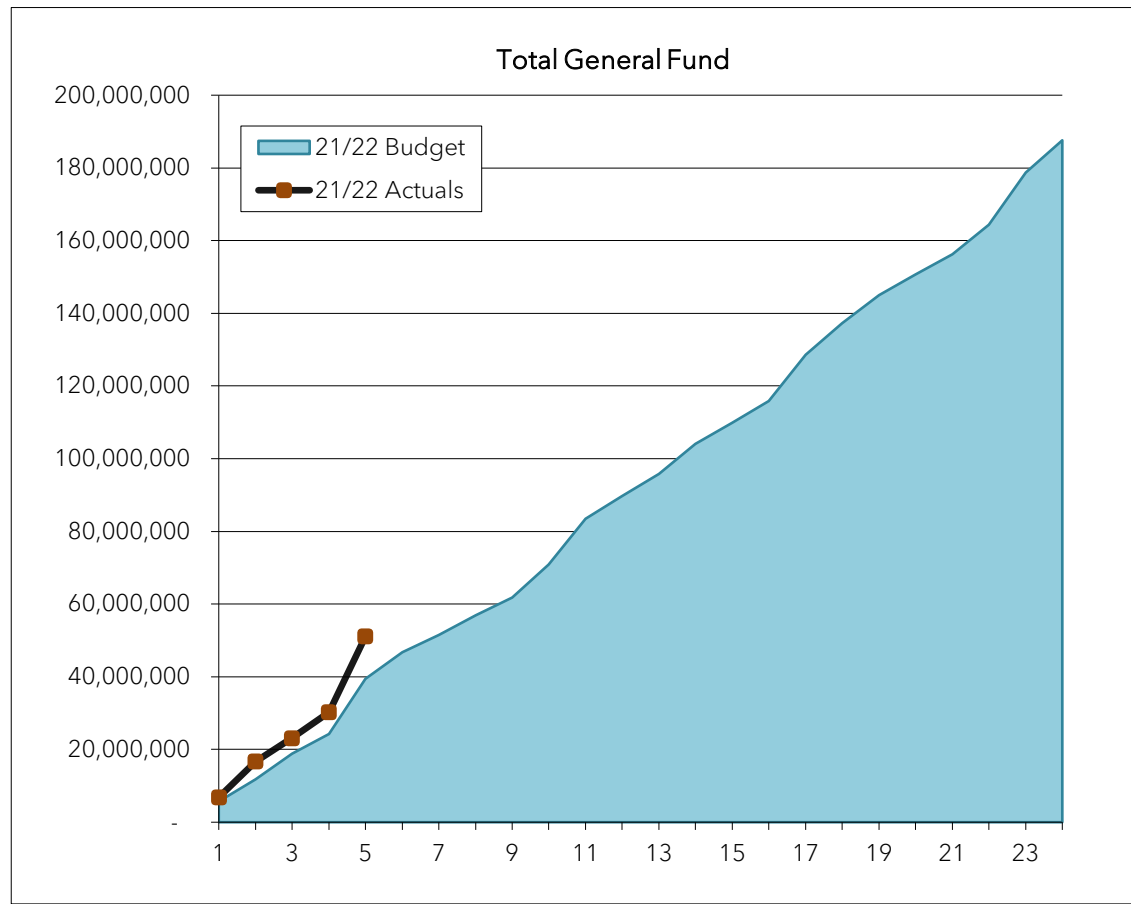
Notes:
 BTD = Biennium To Date
 The "on-going balance" column combines the beginning balance with the results from the previous months.
 Refer to Page 16 for explanation on negative trends, budget variances and other observations.
 This is a preliminary report prior to audit however all amounts are expected to be accurate.

This report and the City's full budgets and financial reports are available on our web site at:
<https://www.redmond.gov/267/Financial-Reports>

City of Redmond, WA
Monthly Revenue Summary - General Fund
2021-2022

General Fund

	Biennial Budget	Actual	Over / (Under) %
January	5,649,471	6,844,377	21.15%
February	11,743,133	16,658,712	41.86%
March	18,911,921	23,127,811	22.29%
April	24,236,871	30,269,007	24.89%
May	39,481,536	51,112,012	29.46%
June	46,733,583		
July	51,536,294		
August	56,981,750		
September	61,742,687		
October	70,856,216		
November	83,535,311		
December	89,687,574		
January	95,833,424		
February	104,010,385		
March	109,956,714		
April	115,813,424		
May	128,536,786		
June	137,312,272		
July	144,996,764		
August	150,635,170		
September	156,211,049		
October	164,294,141		
November	178,770,162		
December	187,588,577		



Percent collected to date **27.2%**

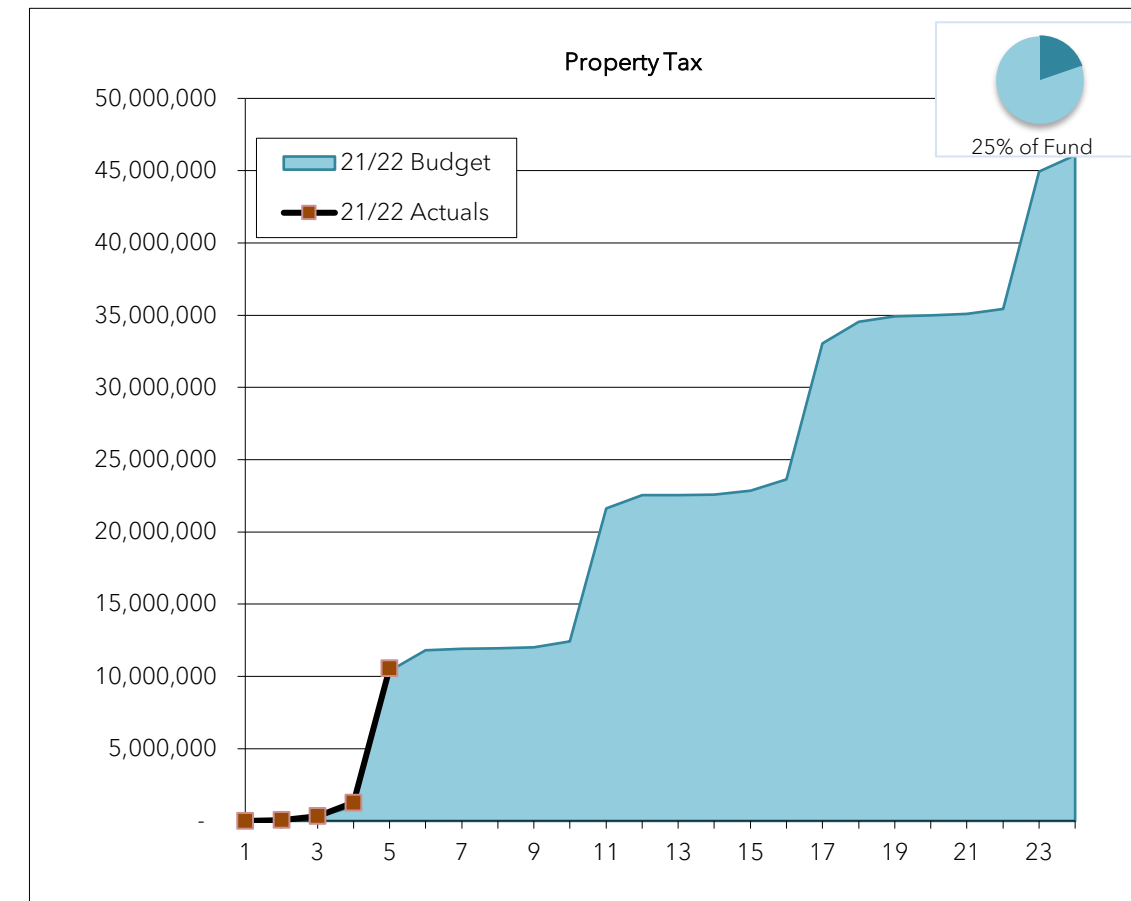
Normalized: adjusted for one-time sales tax revenue

The charts on pages 2 through 6 illustrate General Fund revenues.
 It is within the General Fund that general taxes are accounted for.
 The blue (shaded) background is the current budget. The dark black solid line is the actual experience this biennium.

Property Tax

25% of Total Budget- GF

	Biennial Budget	Actual	Over / (Under) %
January	-	-	0.00%
February	30,184	58,298	93.15%
March	301,181	334,234	10.97%
April	1,019,592	1,259,715	23.55%
May	10,363,687	10,563,942	1.93%
June	11,801,094		
July	11,907,174		
August	11,945,374		
September	12,015,231		
October	12,417,039		
November	21,608,746		
December	22,540,562		
January	22,540,562		
February	22,567,082		
March	22,863,467		
April	23,635,793		
May	33,046,401		
June	34,556,291		
July	34,920,243		
August	34,989,260		
September	35,080,879		
October	35,417,548		
November	44,932,344		
December	46,064,549		



Percent collected to date **22.9%**

Property taxes are paid twice a year (in May and November).
 Most property taxes are accounted for in the General Fund however property taxes are also found in Funds 012, 035, 036, and 037.

City of Redmond, WA
Monthly Revenue Summary - General Fund
2021-2022

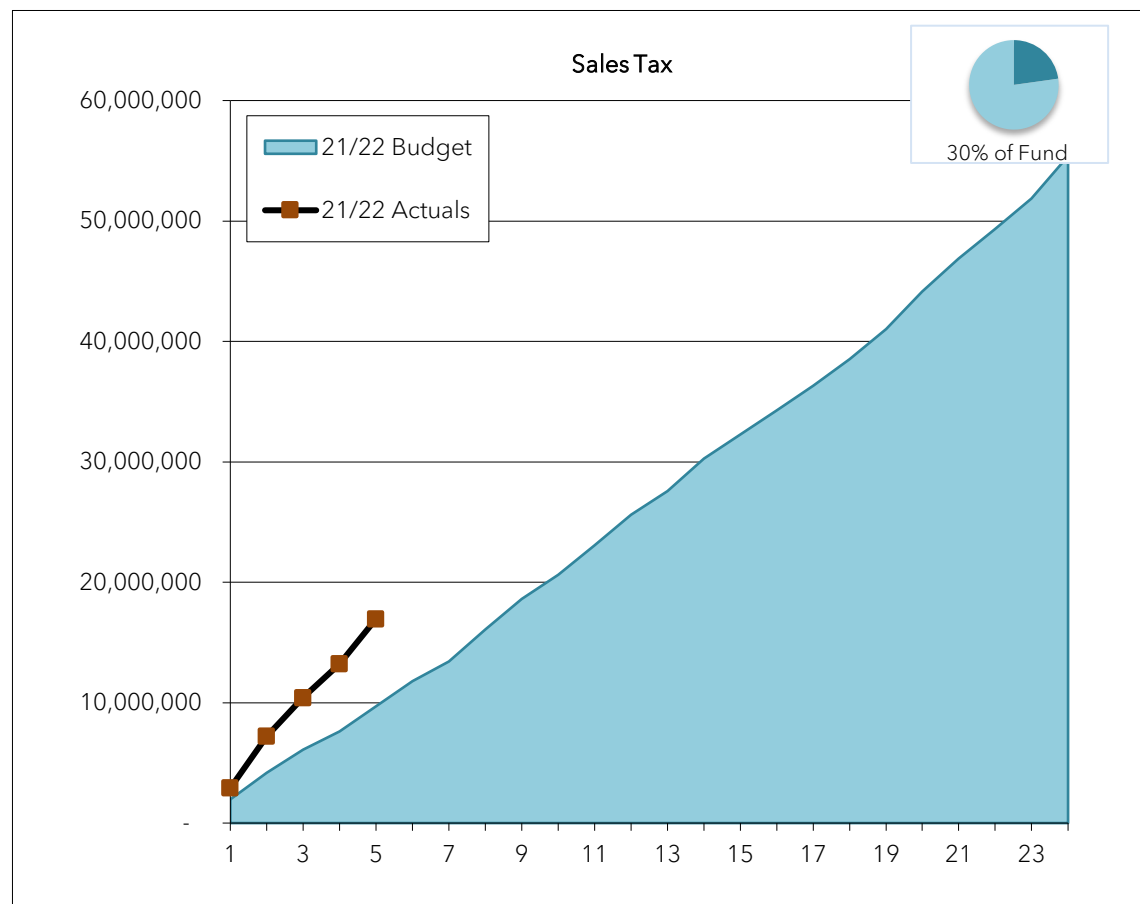
Sales/ Other Taxes

30% of Total
Budget- GF

	Biennial Budget	Actual	Over / (Under) %
January	1,975,547	2,908,610	47.23%
February	4,156,599	7,197,435	73.16%
March	6,092,928	10,413,848	70.92%
April	7,620,175	13,219,613	73.48%
May	9,687,591	16,956,433	75.03%
June	11,785,212		
July	13,398,985		
August	16,082,014		
September	18,613,301		
October	20,613,816		
November	23,071,163		
December	25,608,256		
January	27,549,528		
February	30,280,992		
March	32,256,893		
April	34,256,984		
May	36,331,557		
June	38,548,274		
July	41,013,673		
August	44,133,582		
September	46,864,183		
October	49,307,215		
November	51,872,199		
December	55,389,821		

Percent collected to date **30.6%**

Normalized: adjusted for one-time sales tax revenue



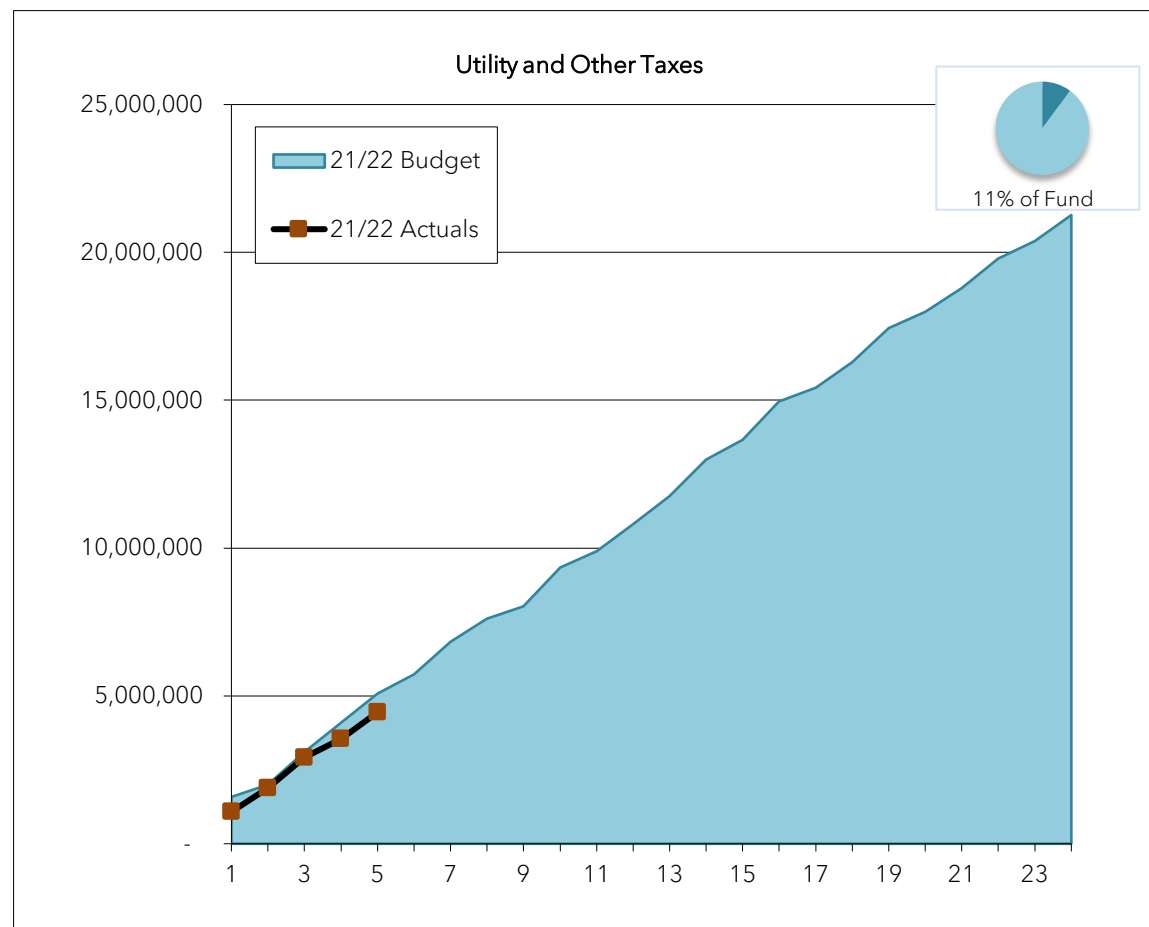
The total sales tax rate is 10.1% of the value of the sale of which 0.85% comes to the city for general government purposes and 0.01% for criminal justice. (most of the rest goes to other jurisdictions including 68% to the state).
 "Normalized" refers to taxes received not related to tax audits.
 Sales tax is the largest single revenue source in the General Fund. It is collected by the state and sent to the city about two months after the actual sales transaction. It includes retail sales and use tax, criminal justice and natural gas use tax.

Utility / Other Taxes

11% of Total
Budget- GF

	Biennial Budget	Actual	Over / (Under) %
January	1,587,187	1,078,073	-32.08%
February	1,993,054	1,884,330	-5.46%
March	3,101,481	2,916,633	-5.96%
April	4,096,216	3,542,650	-13.51%
May	5,079,527	4,443,476	-12.52%
June	5,722,589		
July	6,828,830		
August	7,609,399		
September	8,028,134		
October	9,351,439		
November	9,901,144		
December	10,812,596		
January	11,757,063		
February	12,988,838		
March	13,666,024		
April	14,959,081		
May	15,425,828		
June	16,291,152		
July	17,437,416		
August	17,988,441		
September	18,787,032		
October	19,789,071		
November	20,387,068		
December	21,262,999		

Percent collected to date **20.9%**



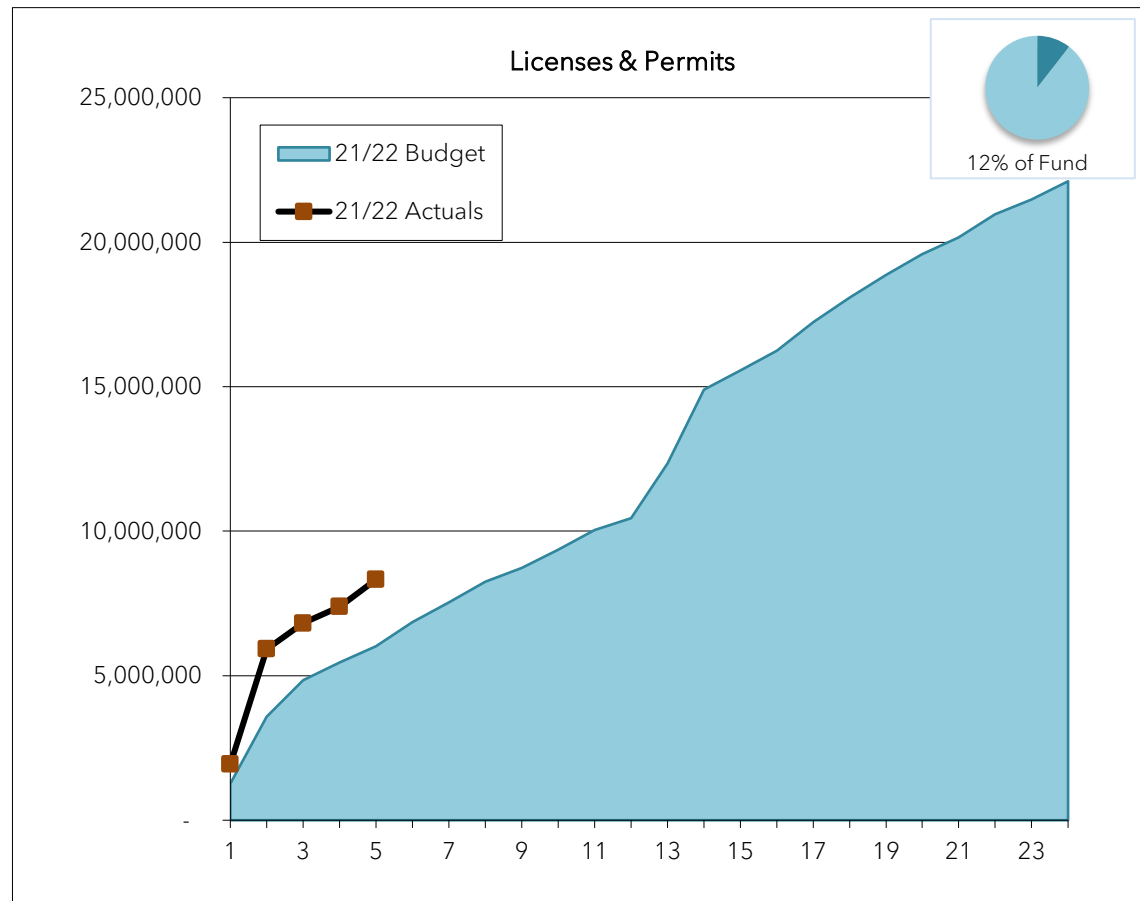
The utility tax rate is 6% of the gross revenues of electricity, telephone, cell phone, garbage and natural gas companies. The cable television utility tax rate is 6% and franchise fee is 5%. Other taxes include admissions and gambling taxes.

City of Redmond, WA
Monthly Revenue Summary - General Fund
2021-2022

Licenses & Permits

12% of Total
Budget- GF

	Biennial Budget	Actual	Over / (Under) %
January	1,270,590	1,928,743	51.80%
February	3,591,229	5,916,119	64.74%
March	4,845,053	6,815,049	40.66%
April	5,458,464	7,380,994	35.22%
May	6,025,699	8,326,978	38.19%
June	6,849,391		
July	7,537,131		
August	8,250,337		
September	8,723,495		
October	9,361,436		
November	10,044,360		
December	10,450,074		
January	12,340,506		
February	14,904,962		
March	15,561,884		
April	16,240,165		
May	17,229,148		
June	18,078,387		
July	18,862,056		
August	19,577,456		
September	20,165,872		
October	20,965,021		
November	21,477,760		
December	22,108,251		



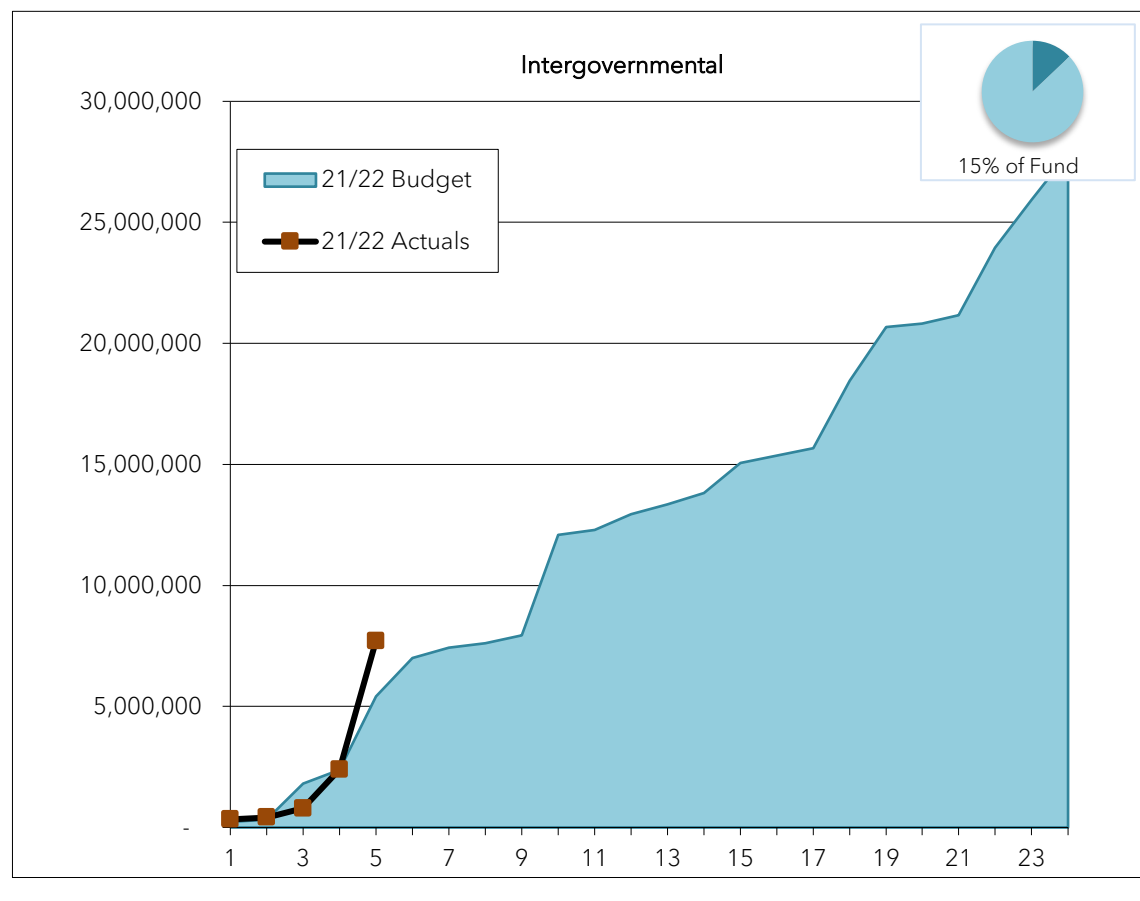
Percent collected to date 37.7%

Business license rates are \$51.00 in 2021 and \$52.00 in 2022 per employee within the business.
 The estimates for business license are \$7.2 million for the biennium.
 The permits are largely development related and are estimated to be almost \$12.5 million for the biennium.

Intergovernmental

15% of Total
Budget- GF

	Biennial Budget	Actual	Over / (Under) %
January	233,367	334,654	43.40%
February	320,048	416,834	30.24%
March	1,820,580	795,469	-56.31%
April	2,373,700	2,402,946	1.23%
May	5,412,395	7,714,982	42.54%
June	6,992,545		
July	7,429,531		
August	7,610,988		
September	7,938,740		
October	12,090,481		
November	12,290,946		
December	12,935,502		
January	13,351,137		
February	13,812,223		
March	15,052,193		
April	15,358,375		
May	15,662,076		
June	18,457,712		
July	20,675,165		
August	20,809,347		
September	21,158,576		
October	23,943,687		
November	25,916,739		
December	27,842,507		



Percent collected to date 27.7%

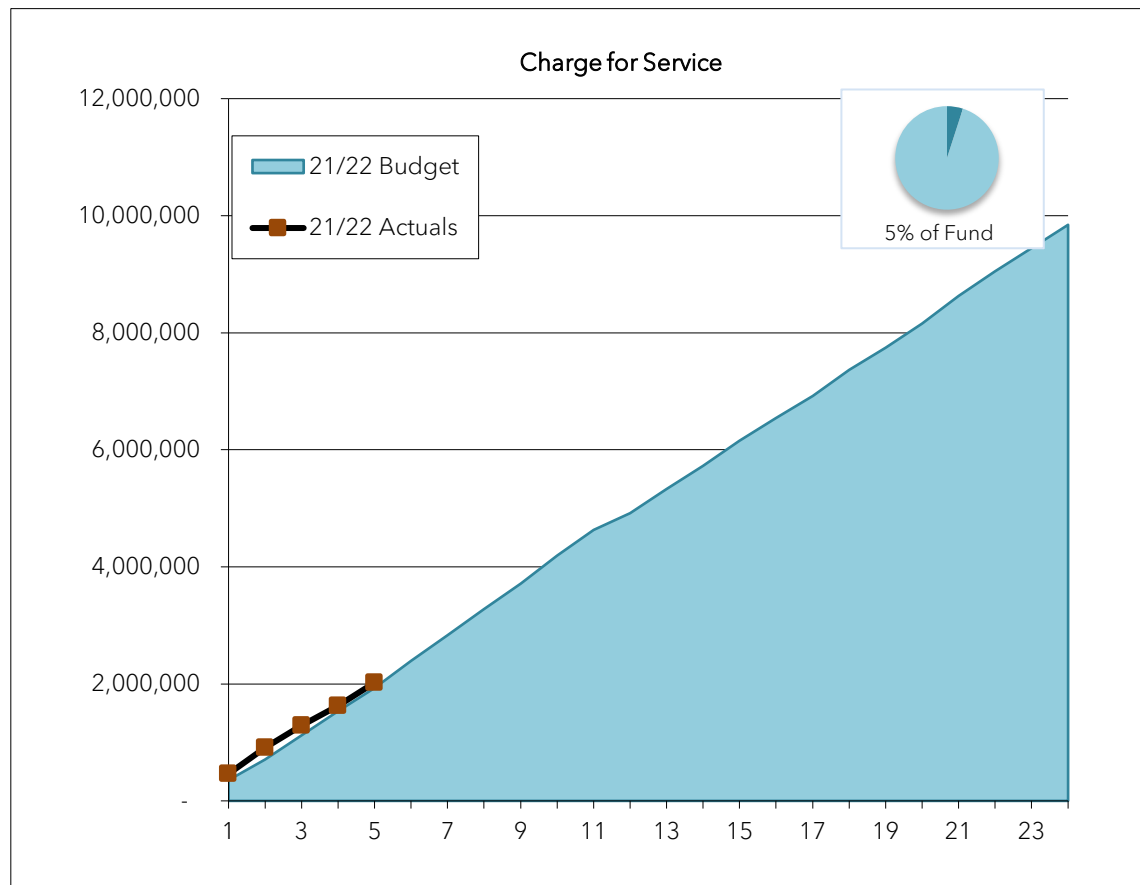
Intergovernmental revenues include contract payments by Fire District 34 for city service to that area (which is 58% of the total), state support for criminal justice efforts, state shared revenues for liquor taxes and liquor profits, and gas tax.
 The city accounts for King County EMS levy payments for basic life support in this account as well as a variety of smaller intergovernmental contract payments to the City.

City of Redmond, WA
Monthly Revenue Summary - General Fund
2021-2022

Charges for Service

5% of Total Budget-
GF

	Biennial Budget	Actual	Over / (Under) %
January	351,832	462,250	31.38%
February	710,735	910,991	28.18%
March	1,122,063	1,287,343	14.73%
April	1,532,321	1,625,304	6.07%
May	1,931,711	2,020,254	4.58%
June	2,387,924		
July	2,831,449		
August	3,275,527		
September	3,711,658		
October	4,192,412		
November	4,632,301		
December	4,918,671		
January	5,330,332		
February	5,726,291		
March	6,153,764		
April	6,542,249		
May	6,916,882		
June	7,364,955		
July	7,748,086		
August	8,158,641		
September	8,624,486		
October	9,047,273		
November	9,446,625		
December	9,844,126		



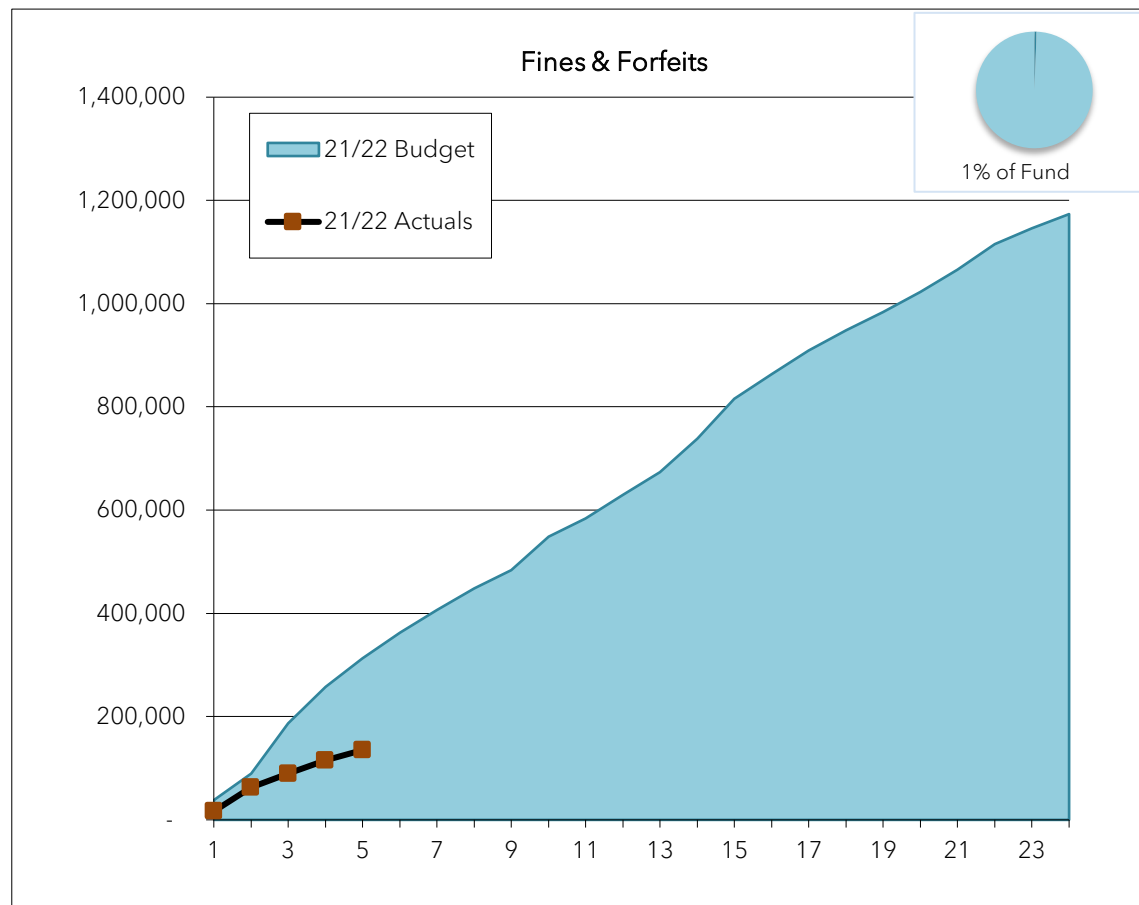
Percent collected to date 20.5%

Charges for service include development services and chargebacks for city overhead to other (self-sustaining) funds.

Fines & Forfeits

1% of Total Budget-
GF

	Biennial Budget	Actual	Over / (Under) %
January	38,249	16,579	-56.65%
February	89,459	62,953	-29.63%
March	187,411	89,727	-52.12%
April	257,195	114,996	-55.29%
May	313,001	135,190	-56.81%
June	362,331		
July	406,780		
August	448,304		
September	483,535		
October	548,574		
November	583,727		
December	629,480		
January	673,856		
February	738,259		
March	815,828		
April	863,180		
May	908,849		
June	948,759		
July	983,823		
August	1,023,090		
September	1,065,303		
October	1,115,676		
November	1,145,999		
December	1,173,491		



Percent collected to date 11.5%

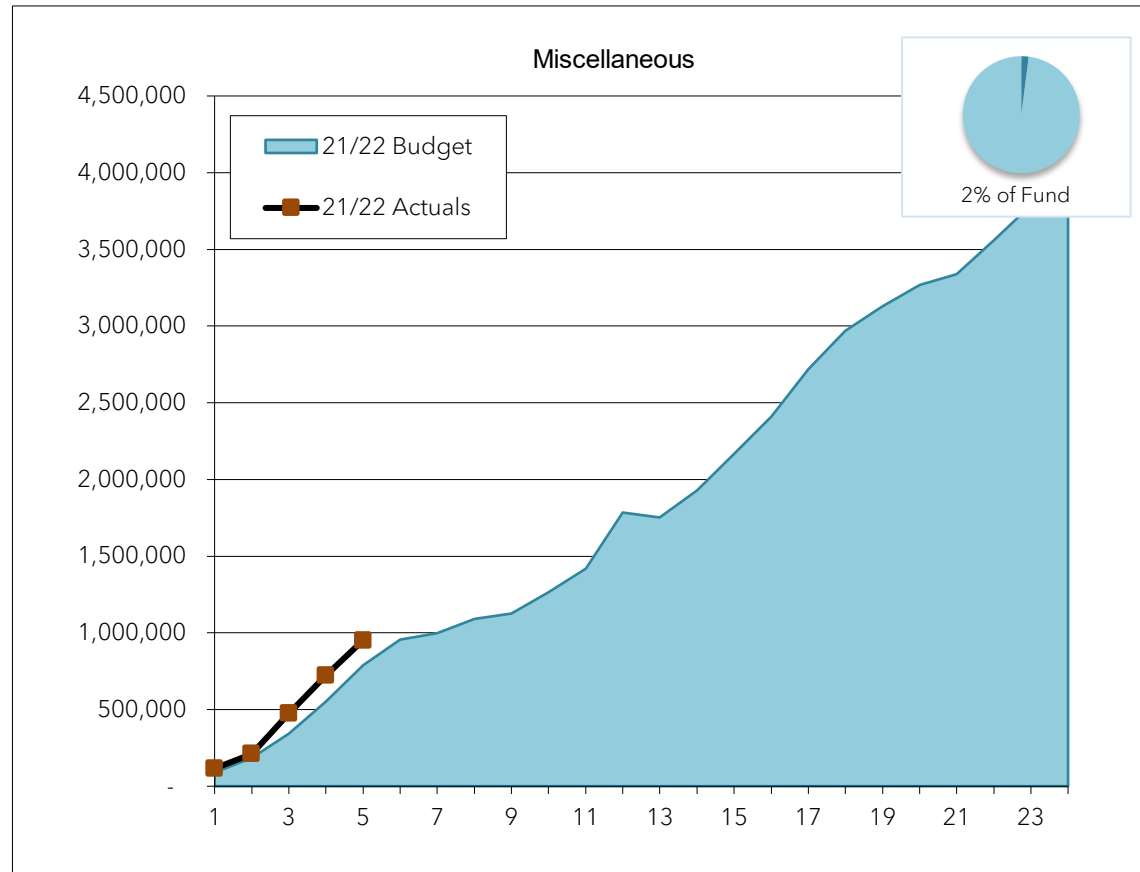
Fines and forfeits collected by the district court on behalf of city for violations of city codes (traffic infractions and misdemeanors). The City accounted for this net of the amount sent to the state until October of 2007 when we began accounting for the full revenue.

City of Redmond, WA
Monthly Revenue Summary - General Fund
2021-2022

Miscellaneous

2% of Total Budget-
GF

	Biennial Budget	Actual	Over / (Under) %
January	90,364	115,467	27.78%
February	185,081	211,752	14.41%
March	343,058	475,507	38.61%
April	549,976	722,791	31.42%
May	787,956	950,757	20.66%
June	957,001		
July	996,661		
August	1,091,795		
September	1,126,478		
October	1,263,033		
November	1,418,220		
December	1,782,792		
January	1,753,088		
February	1,928,907		
March	2,167,003		
April	2,409,317		
May	2,717,072		
June	2,968,590		
July	3,128,327		
August	3,267,099		
September	3,339,511		
October	3,559,519		
November	3,788,060		
December	3,902,833		



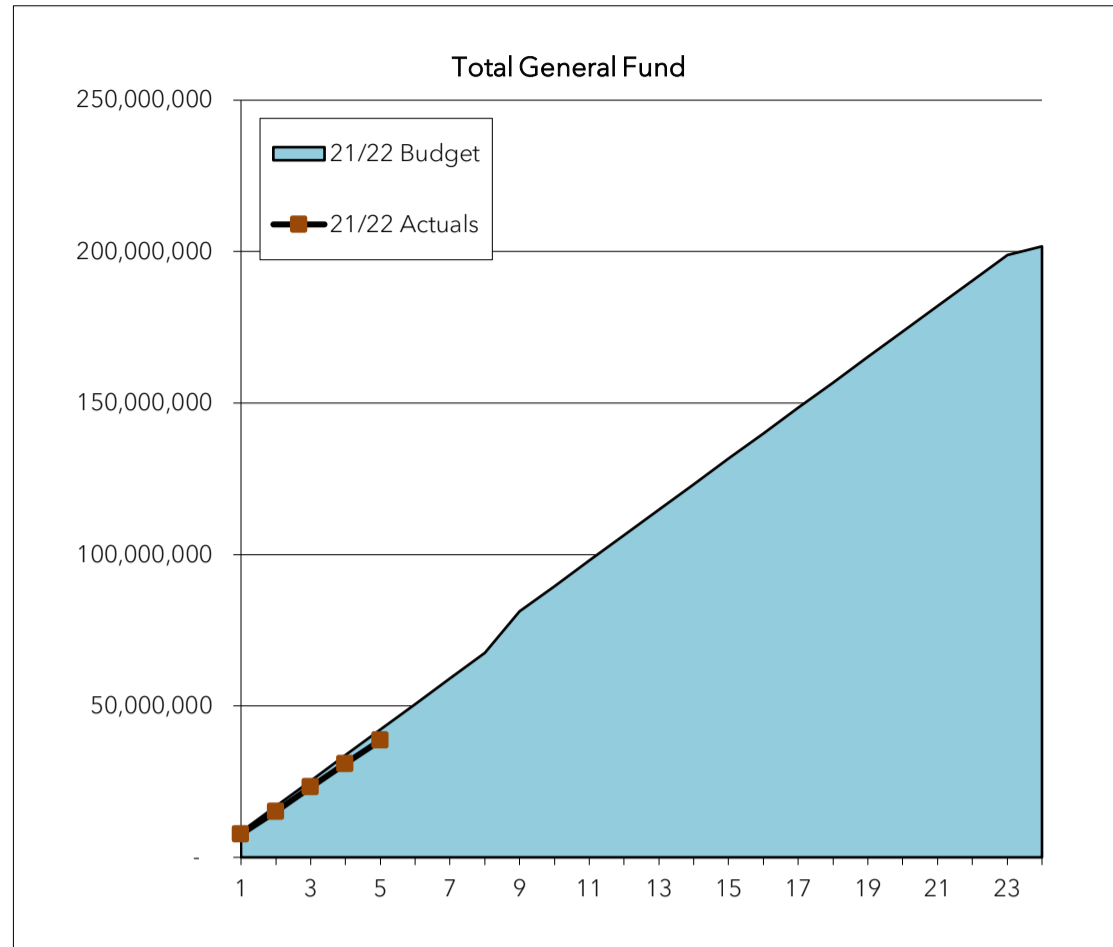
Percent collected to date 24.4%

Miscellaneous revenues includes interest earnings on cash, rental revenues and other smaller revenues that do not fit into one of the above categories.

City of Redmond, WA
Monthly Expenditure Summary - General Fund
2021-2022

Total General Fund

	Biennial Budget	Actual	Over / (Under) %
January	8,433,011	7,673,414	-9.01%
February	16,866,021	15,118,248	-10.36%
March	25,299,032	23,136,491	-8.55%
April	33,732,042	30,905,874	-8.38%
May	42,165,053	38,595,222	-8.47%
June	50,598,063		
July	59,031,074		
August	67,464,084		
September	81,169,623		
October	89,575,161		
November	97,980,699		
December	106,386,238		
January	114,791,776		
February	123,197,315		
March	131,602,853		
April	140,008,391		
May	148,413,930		
June	156,819,468		
July	165,225,006		
August	173,630,545		
September	182,036,083		
October	190,441,622		
November	198,847,160		
December	201,732,921		



% spent 19.13%

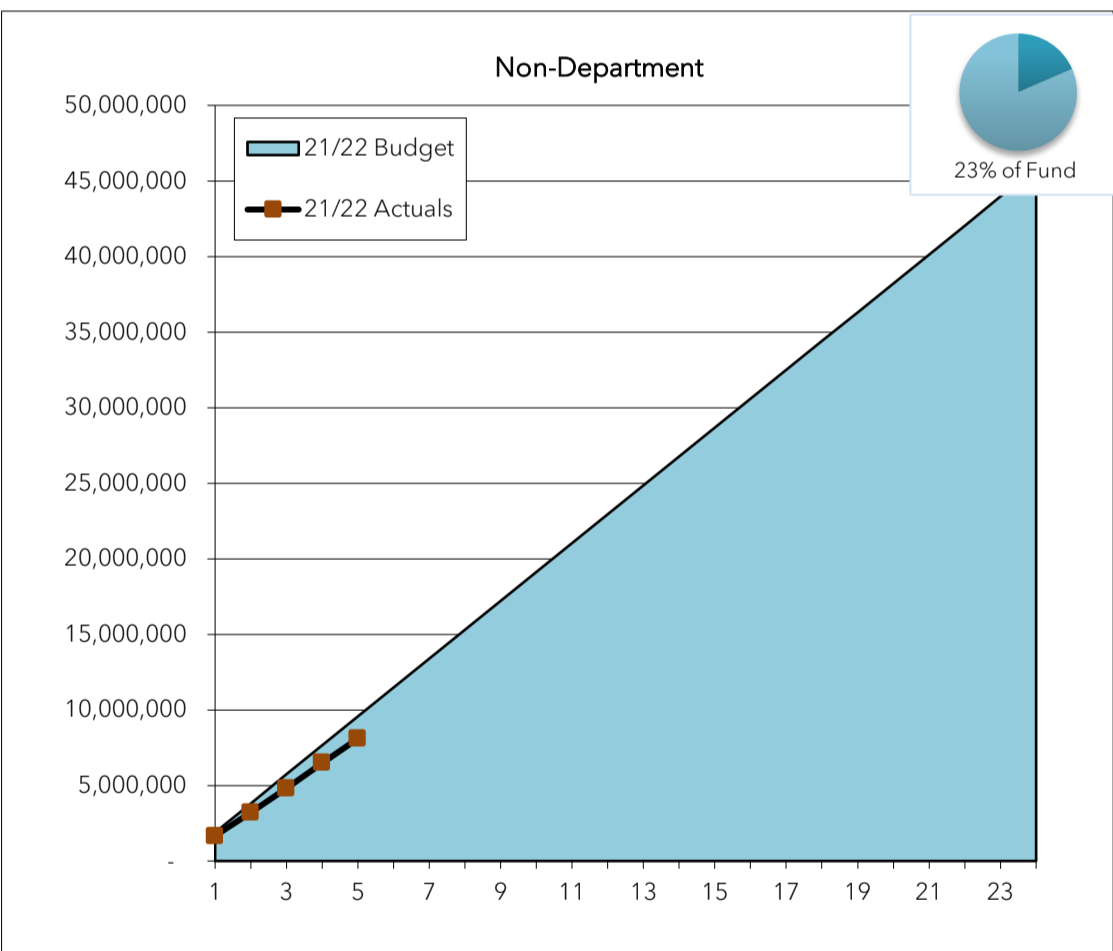
The General Fund accounts for services as described in each of the charts below.

The blue (shaded) background is the current budget. The dark black solid line is the actual experience this year.

Non-Departmental

23% of Total Fund

	Biennial Budget	Actual	Over / (Under) %
January	1,911,561	1,663,951	-12.95%
February	3,823,121	3,213,113	-15.96%
March	5,734,682	4,821,404	-15.93%
April	7,646,242	6,496,191	-15.04%
May	9,557,803	8,096,230	-15.29%
June	11,469,364		
July	13,380,924		
August	15,292,485		
September	17,204,045		
October	19,115,606		
November	21,027,166		
December	22,938,727		
January	24,850,288		
February	26,761,848		
March	28,673,409		
April	30,584,969		
May	32,496,530		
June	34,408,091		
July	36,319,651		
August	38,231,212		
September	40,142,772		
October	42,054,333		
November	43,965,893		
December	45,877,454		



% spent 17.65%

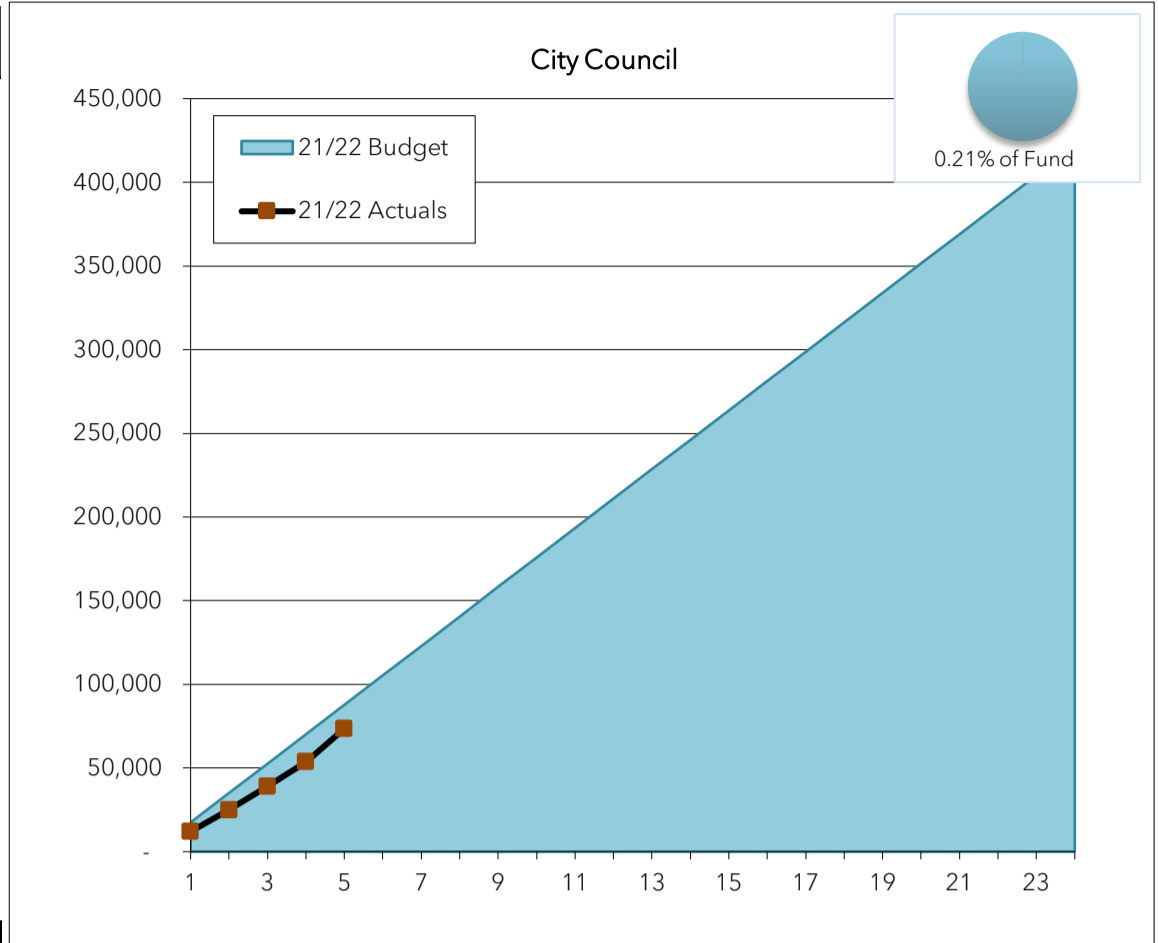
Non-departmental includes insurance payments, transfers to capital improvement funds, transfers to Technology & Information System fund, payment to the district court, and other smaller general city payments.

City of Redmond, WA
Monthly Expenditure Summary - General Fund
2021-2022

City Council

0.21% of Total Fund

	Biennial Budget	Actual	Over / (Under) %
January	17,568	11,980	-31.81%
February	35,136	24,925	-29.06%
March	52,705	39,010	-25.98%
April	70,273	53,573	-23.76%
May	87,841	73,506	-16.32%
June	105,409		
July	122,977		
August	140,545		
September	158,114		
October	175,682		
November	193,250		
December	210,818		
January	228,386		
February	245,954		
March	263,523		
April	281,091		
May	298,659		
June	316,227		
July	333,795		
August	351,363		
September	368,932		
October	386,500		
November	404,068		
December	421,636		



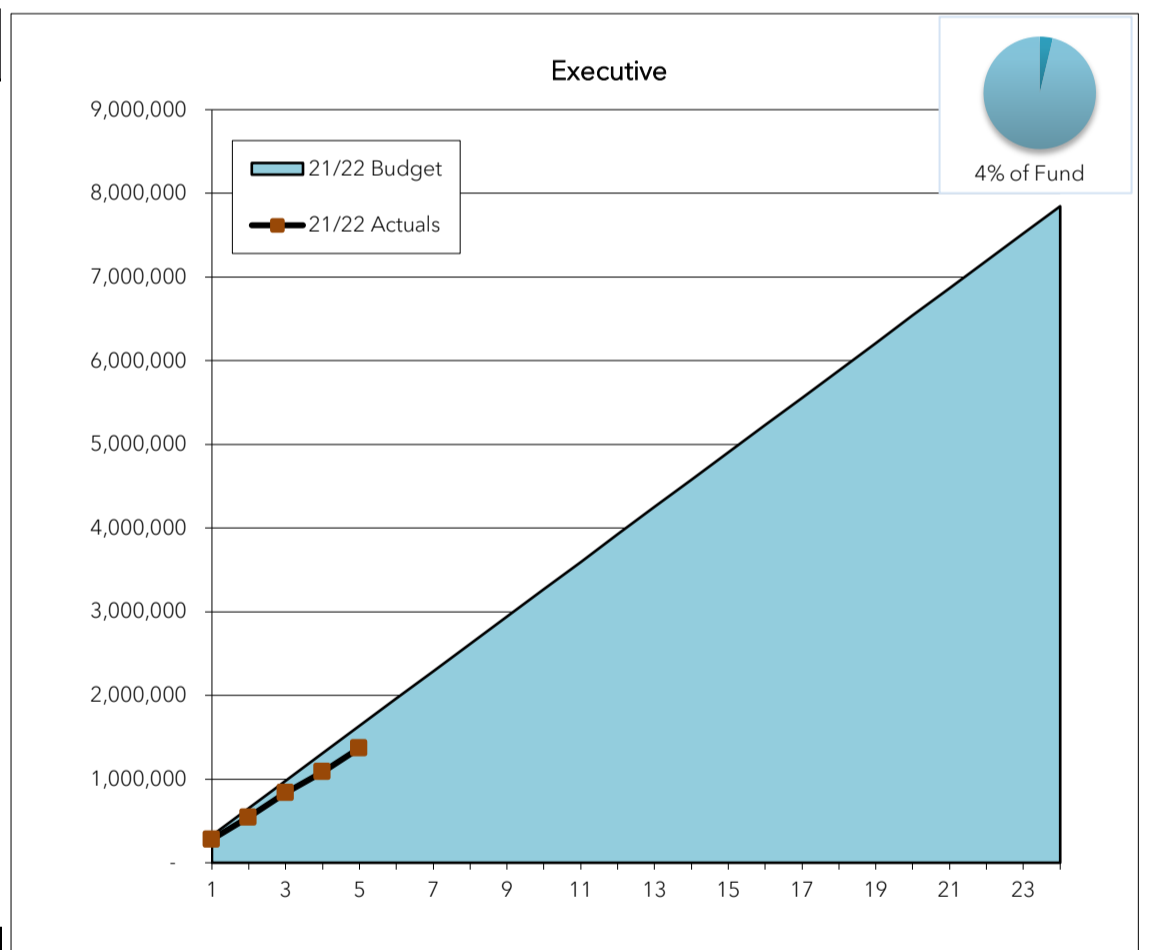
% spent 17.43%

City Council budget accounts for City Council and related expenses.

Executive

4% of Total Fund

	Biennial Budget	Actual	Over / (Under) %
January	326,904	279,754	-14.42%
February	653,807	543,690	-16.84%
March	980,711	834,437	-14.92%
April	1,307,614	1,087,842	-16.81%
May	1,634,518	1,370,151	-16.17%
June	1,961,421		
July	2,288,325		
August	2,615,228		
September	2,942,132		
October	3,269,035		
November	3,595,939		
December	3,922,842		
January	4,249,746		
February	4,576,649		
March	4,903,553		
April	5,230,456		
May	5,557,360		
June	5,884,263		
July	6,211,167		
August	6,538,070		
September	6,864,974		
October	7,191,877		
November	7,518,781		
December	7,845,684		



% spent 17.46%

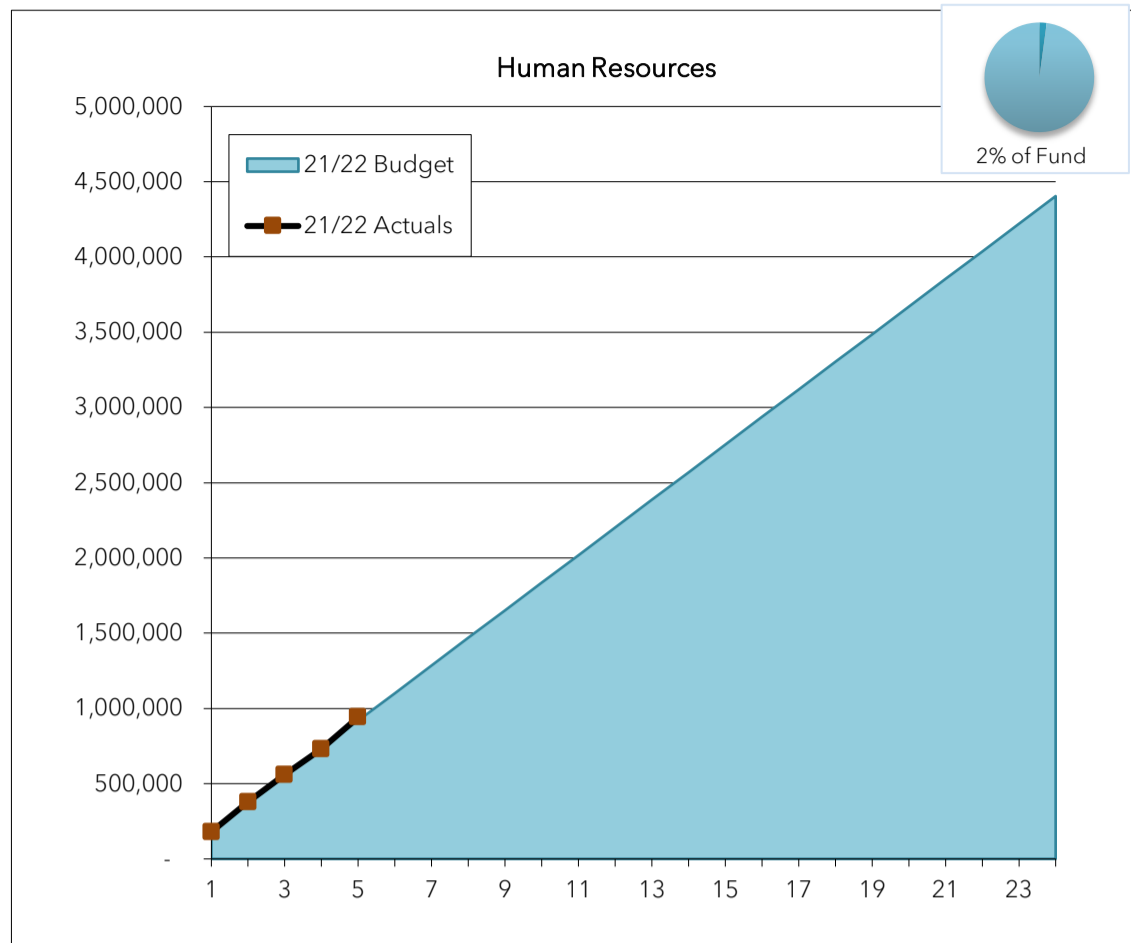
Executive budget provides for the mayor's office, city communications, city clerk's office, and customer service. City Clerk (GF) supports the Mayor and City Council, oversees the Hearing Examiner function, coordinates City elections and monitors state legislative actions.

City of Redmond, WA
Monthly Expenditure Summary - General Fund
2021-2022

Human Resources

2% of Total Fund

	Biennial Budget	Actual	Over / (Under) %
January	183,511	179,568	-2.15%
February	367,022	376,528	2.59%
March	550,533	558,922	1.52%
April	734,044	731,376	-0.36%
May	917,555	941,476	2.61%
June	1,101,066		
July	1,284,577		
August	1,468,088		
September	1,651,599		
October	1,835,110		
November	2,018,621		
December	2,202,132		
January	2,385,642		
February	2,569,153		
March	2,752,664		
April	2,936,175		
May	3,119,686		
June	3,303,197		
July	3,486,708		
August	3,670,219		
September	3,853,730		
October	4,037,241		
November	4,220,752		
December	4,404,263		



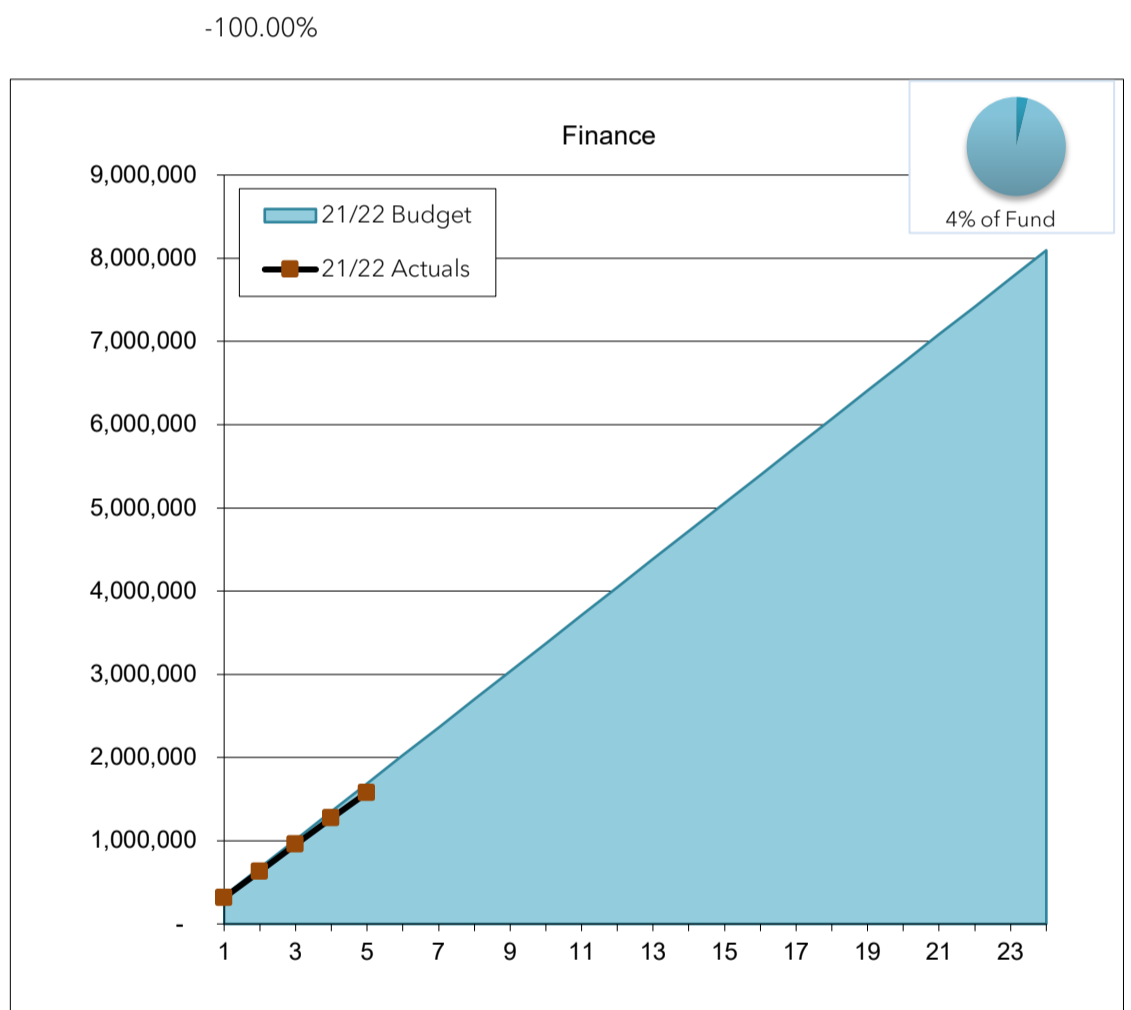
% spent 21.38%

Human Resources accounts for the personnel, recruitments and related functions.

Finance

4% of Total Fund

	Biennial Budget	Actual	Over / (Under) %
January	337,302	316,827	-6.07%
February	674,604	630,644	-6.52%
March	1,011,905	956,266	-5.50%
April	1,349,207	1,271,097	-5.79%
May	1,686,509	1,578,197	-6.42%
June	2,023,811		
July	2,361,112		
August	2,698,414		
September	3,035,716		
October	3,373,018		
November	3,710,319		
December	4,047,621		
January	4,384,923		
February	4,722,225		
March	5,059,526		
April	5,396,828		
May	5,734,130		
June	6,071,432		
July	6,408,733		
August	6,746,035		
September	7,083,337		
October	7,420,639		
November	7,757,940		
December	8,095,242		



% spent 19.50%

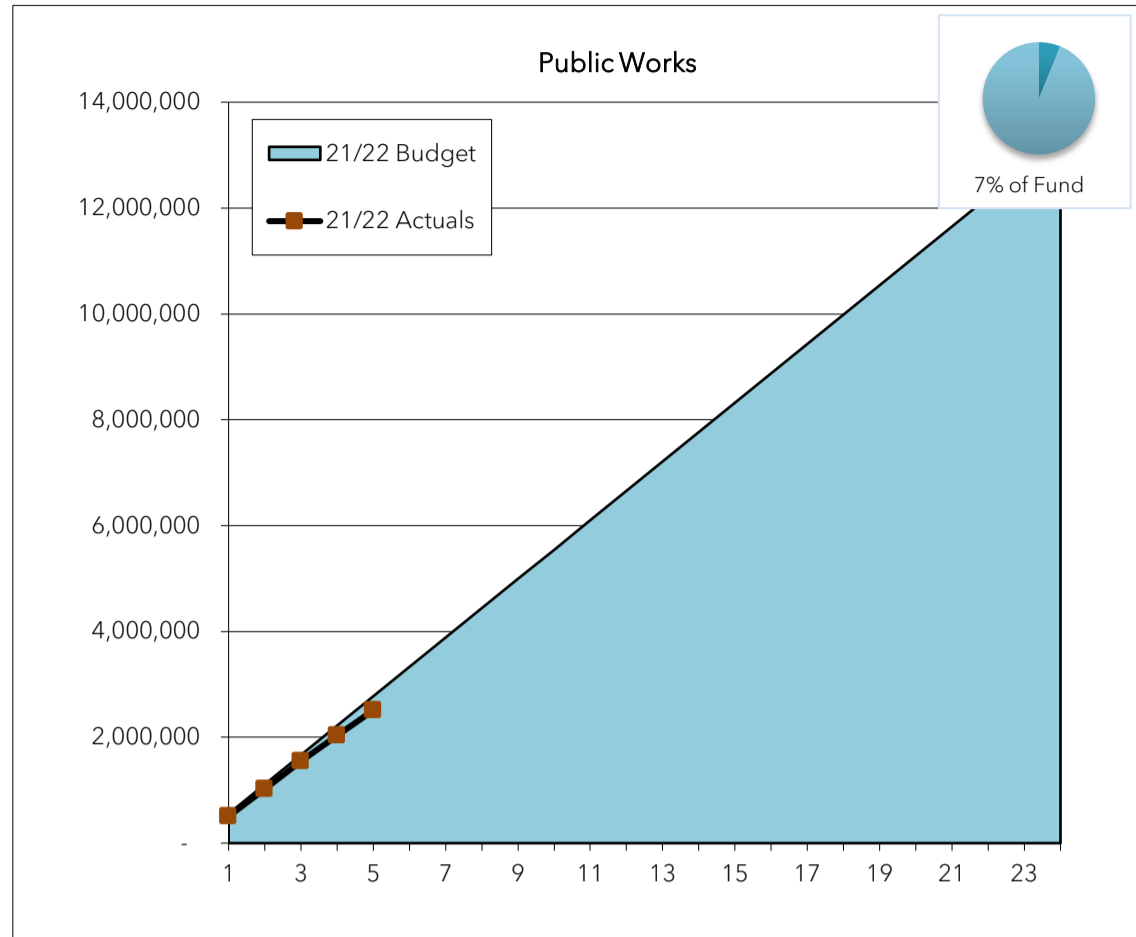
Finance Department provides for accounting, payroll processing, purchasing / payments, financial planning, treasury within the finance discipline.

City of Redmond, WA
Monthly Expenditure Summary - General Fund
2021-2022

Public Works

7% of Total Fund

	Biennial Budget	Actual	Over / (Under) %
January	554,782	507,309	-8.56%
February	1,109,564	1,023,384	-7.77%
March	1,664,345	1,551,987	-6.75%
April	2,219,127	2,038,328	-8.15%
May	2,773,909	2,509,396	-9.54%
June	3,328,691		
July	3,883,473		
August	4,438,254		
September	4,993,036		
October	5,547,818		
November	6,102,600		
December	6,657,382		
January	7,212,163		
February	7,766,945		
March	8,321,727		
April	8,876,509		
May	9,431,290		
June	9,986,072		
July	10,540,854		
August	11,095,636		
September	11,650,418		
October	12,205,199		
November	12,759,981		
December	13,314,763		



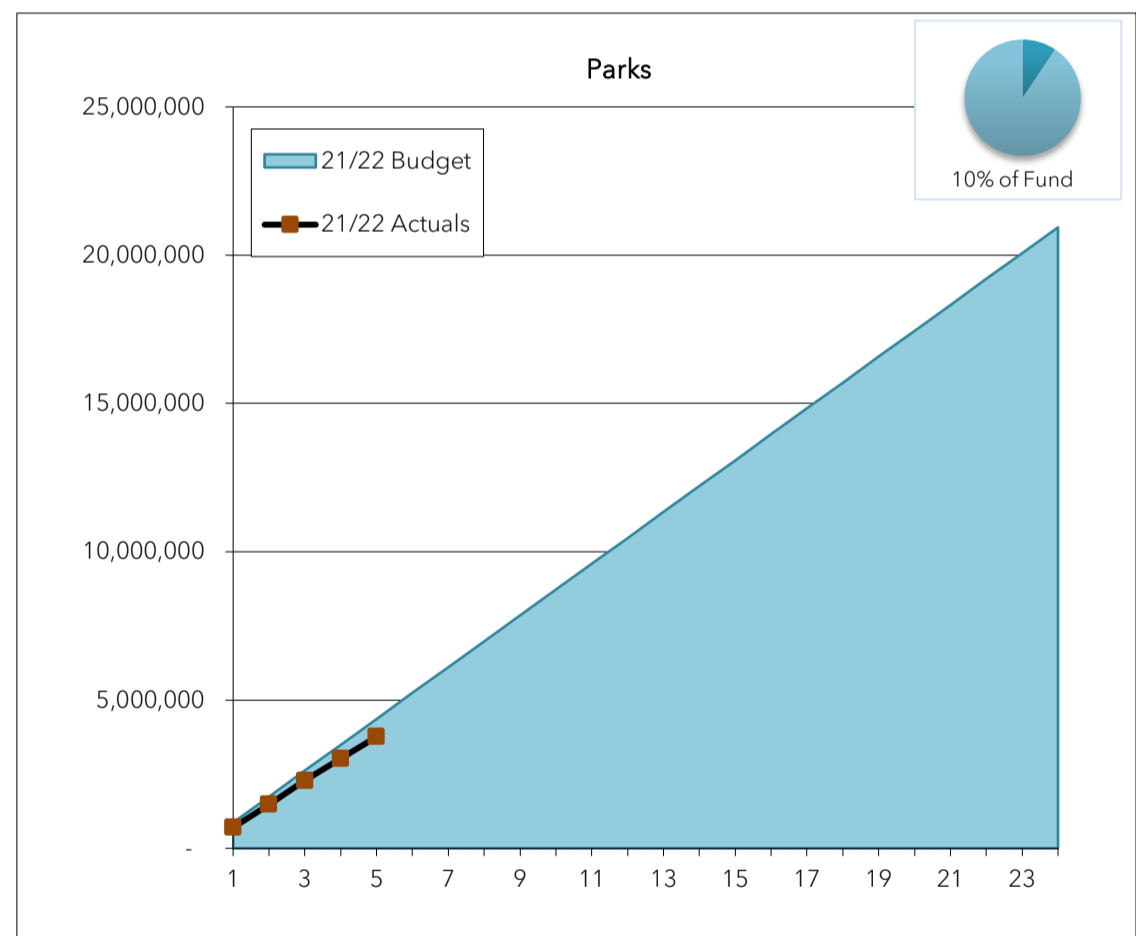
% spent 18.85%

Public Works within the General Fund accounts for maintenance, street maintenance, traffic systems, construction inspection as well as department oversight.

Parks

10% of Total Fund

	Biennial Budget	Actual	Over / (Under) %
January	872,409	704,106	-19.29%
February	1,744,817	1,479,068	-15.23%
March	2,617,226	2,292,666	-12.40%
April	3,489,635	3,031,185	-13.14%
May	4,362,043	3,762,746	-13.74%
June	5,234,452		
July	6,106,860		
August	6,979,269		
September	7,851,678		
October	8,724,086		
November	9,596,495		
December	10,468,904		
January	11,341,312		
February	12,213,721		
March	13,086,129		
April	13,958,538		
May	14,830,947		
June	15,703,355		
July	16,575,764		
August	17,448,173		
September	18,320,581		
October	19,192,990		
November	20,065,398		
December	20,937,807		



% spent 17.97%

Parks within the General Fund provide for the senior center, some maintenance and some recreation activities (as well as department oversight). The parks planning function is also in this account.

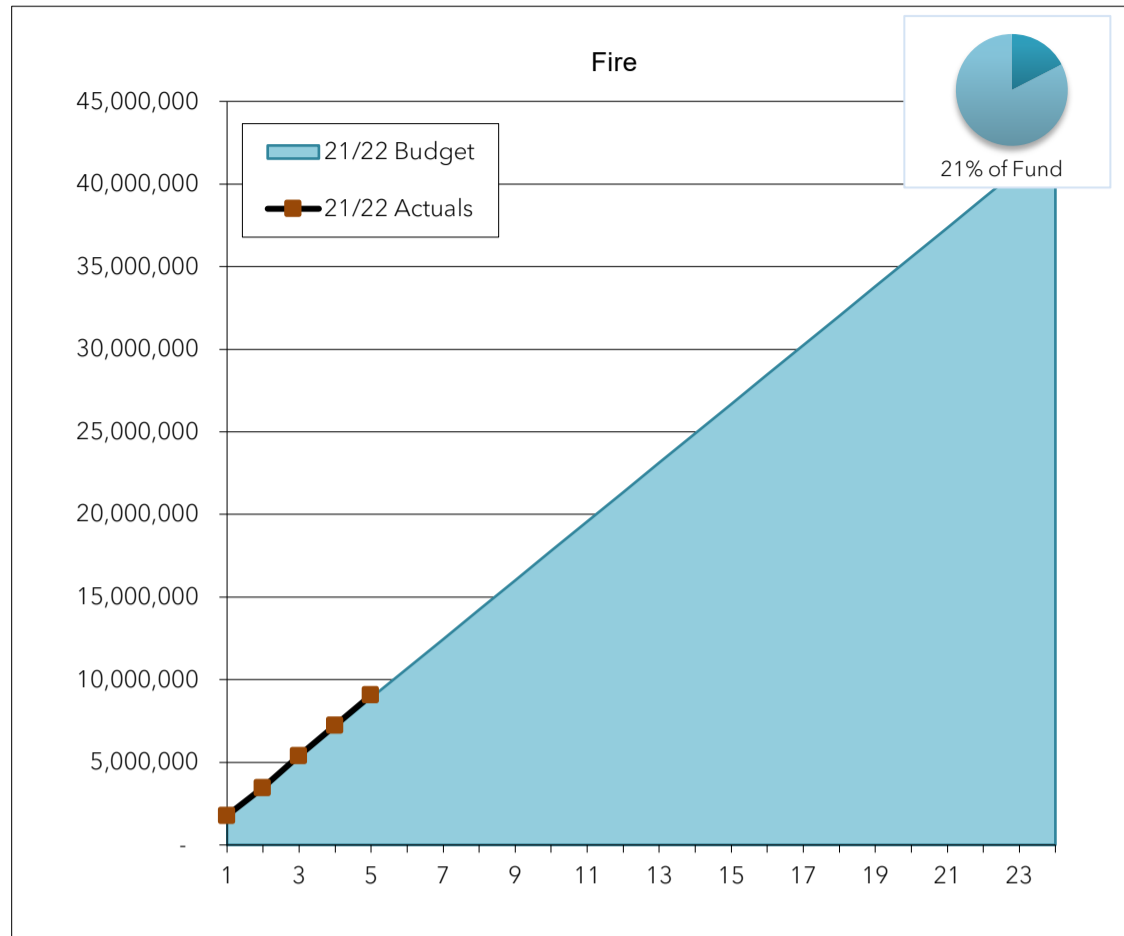
City of Redmond, WA
Monthly Expenditure Summary - General Fund
2021-2022

Fire

21% of Total Fund

	Biennial Budget	Actual	Over / (Under) %
January	1,778,340	1,784,068	0.32%
February	3,556,680	3,466,348	-2.54%
March	5,335,020	5,398,266	1.19%
April	7,113,360	7,233,843	1.69%
May	8,891,700	9,066,445	1.97%
June	10,670,040		
July	12,448,380		
August	14,226,720		
September	16,005,060		
October	17,783,400		
November	19,561,740		
December	21,340,080		
January	23,118,419		
February	24,896,759		
March	26,675,099		
April	28,453,439		
May	30,231,779		
June	32,010,119		
July	33,788,459		
August	35,566,799		
September	37,345,139		
October	39,123,479		
November	40,901,819		
December	42,680,159		

% spent 21.24%



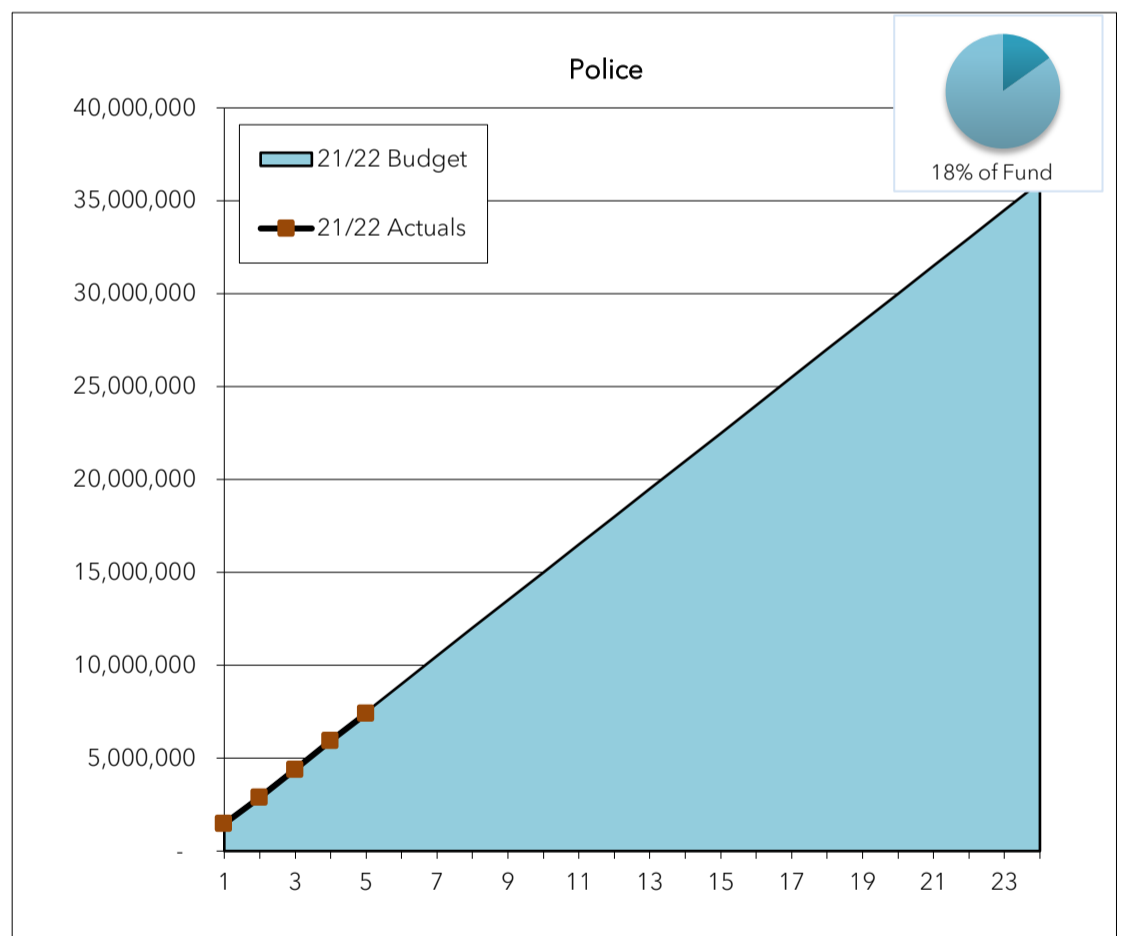
The Fire Department basic services are provided for in this account.
 In addition, "advanced life support" is accounted for in Fund 122 and Fire Services Levy activity is found in Fund 035.

Police

18% of Total Fund

	Biennial Budget	Actual	Over / (Under) %
January	1,499,855	1,469,236	-2.04%
February	2,999,710	2,893,464	-3.54%
March	4,499,565	4,398,683	-2.24%
April	5,999,419	5,934,675	-1.08%
May	7,499,274	7,399,742	-1.33%
June	8,999,129		
July	10,498,984		
August	11,998,839		
September	13,498,694		
October	14,998,548		
November	16,498,403		
December	17,998,258		
January	19,498,113		
February	20,997,968		
March	22,497,823		
April	23,997,677		
May	25,497,532		
June	26,997,387		
July	28,497,242		
August	29,997,097		
September	31,496,952		
October	32,996,806		
November	34,496,661		
December	35,996,516		

% spent 20.56%



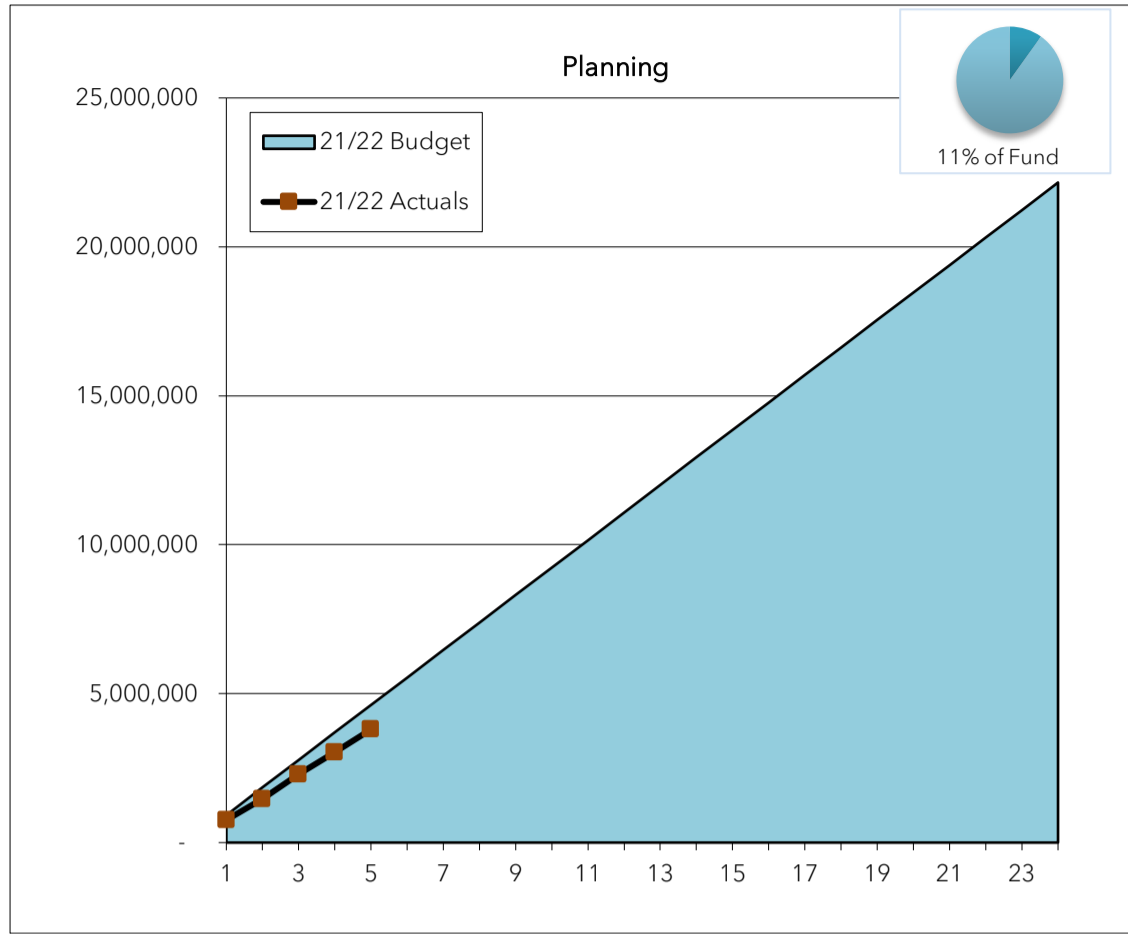
The Police Department services are provided for within this account.
 Other activity occurs in other funds (Fund 126 - Drug Enforcement and Fund 036 - Police Services Levy Funds).

City of Redmond, WA
Monthly Expenditure Summary - General Fund
2021-2022

Planning

11% of Total Fund

	Biennial Budget	Actual	Over / (Under) %
January	923,308	756,615	-18.05%
February	1,846,616	1,467,083	-20.55%
March	2,769,925	2,284,850	-17.51%
April	3,693,233	3,027,764	-18.02%
May	4,616,541	3,797,332	-17.75%
June	5,539,849		
July	6,463,157		
August	7,386,466		
September	8,309,774		
October	9,233,082		
November	10,156,390		
December	11,079,699		
January	12,003,007		
February	12,926,315		
March	13,849,623		
April	14,772,931		
May	15,696,240		
June	16,619,548		
July	17,542,856		
August	18,466,164		
September	19,389,472		
October	20,312,781		
November	21,236,089		
December	22,159,397		



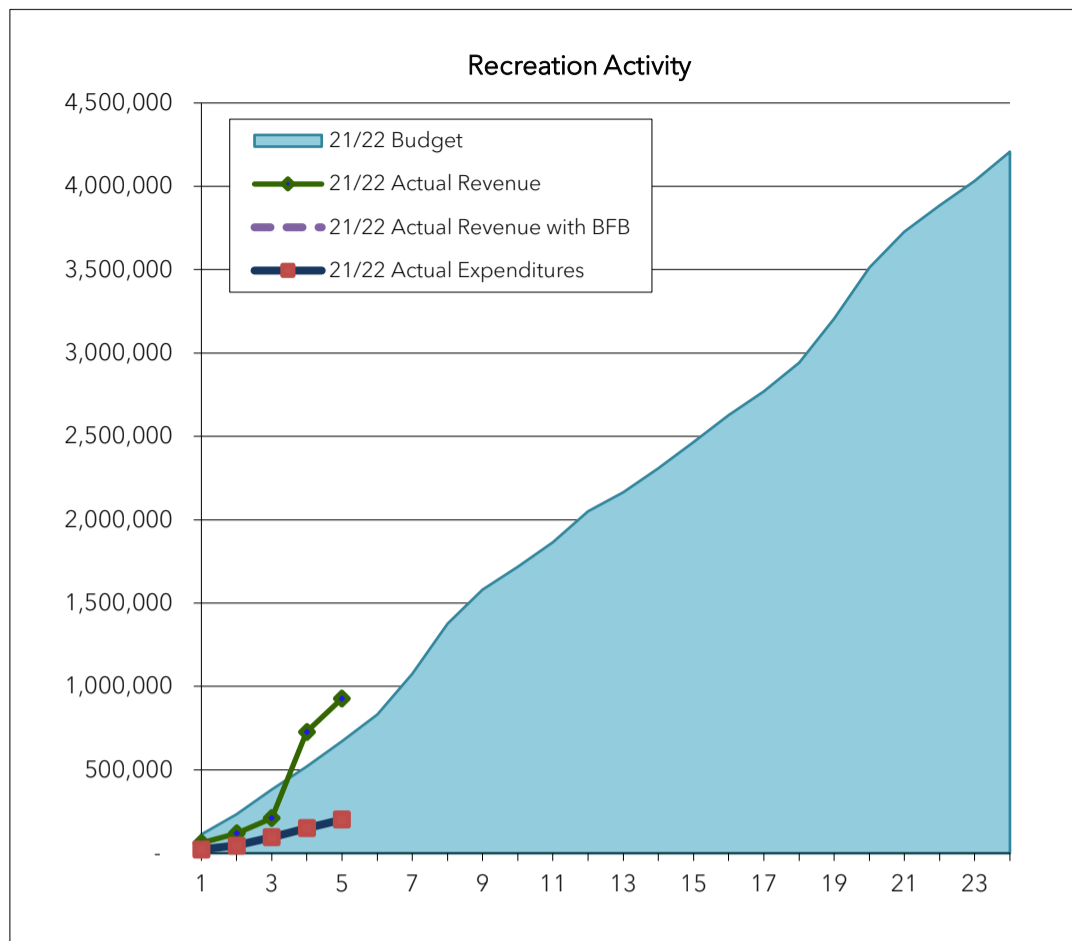
% spent	17.14%
---------	--------

The Planning Department is largely accounted for in this budget which includes the permit center, long-range and short-range planning, and plan reviews.

**City of Redmond, WA
Monthly Summary - Operating Funds
2021-2022**

Recreation Activity Fund (Fund 110)

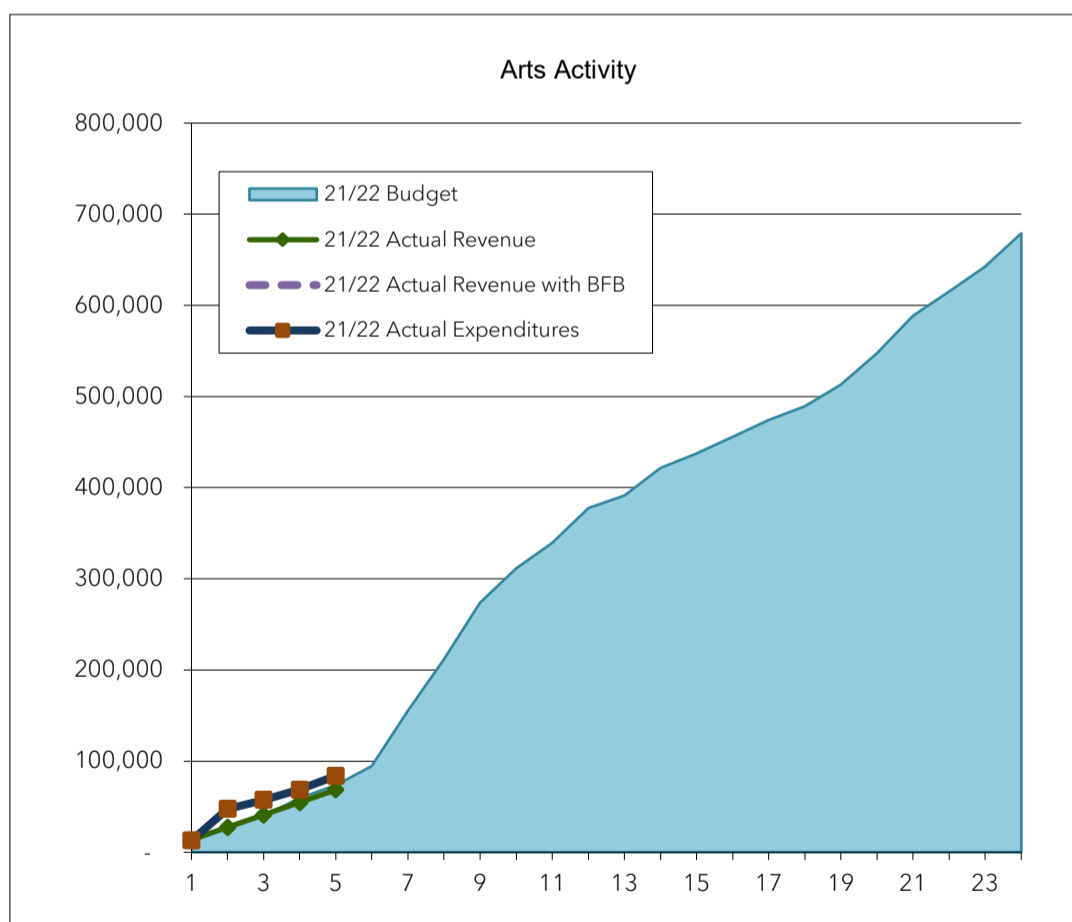
	Biennial Budget	Actual	Over / (Under) %
January	113,528	22,787	-79.93%
February	234,424	46,159	-80.31%
March	381,212	96,142	-74.78%
April	520,727	149,580	-71.27%
May	671,023	201,436	-69.98%
June	832,648		
July	1,077,135		
August	1,376,172		
September	1,580,085		
October	1,717,124		
November	1,865,391		
December	2,051,776		
January	2,164,692		
February	2,309,675		
March	2,466,121		
April	2,625,910		
May	2,771,124		
June	2,941,998		
July	3,206,724		
August	3,511,764		
September	3,726,819		
October	3,886,562		
November	4,032,884		
December	4,207,550		
	BTD Status	4.79%	



These charts include a lighter solid (purple) revenue line for the fund.
The dashed line is the revenue without beginning fund balance.
The Recreation Activity fund is a self sustaining (by fees collected) for recreation activities.

Arts Activity Fund (Fund 011)

	Biennial Budget	Actual	Over / (Under) %
January	11,676	12,870	10.22%
February	26,944	47,438	76.06%
March	40,176	57,501	43.12%
April	59,599	68,737	15.33%
May	73,309	83,756	14.25%
June	94,434		
July	155,558		
August	211,365		
September	273,860		
October	311,663		
November	339,255		
December	377,696		
January	391,385		
February	421,983		
March	437,516		
April	455,929		
May	474,299		
June	489,508		
July	512,810		
August	547,387		
September	588,354		
October	615,131		
November	642,298		
December	679,044		
	BTD Status	12.33%	

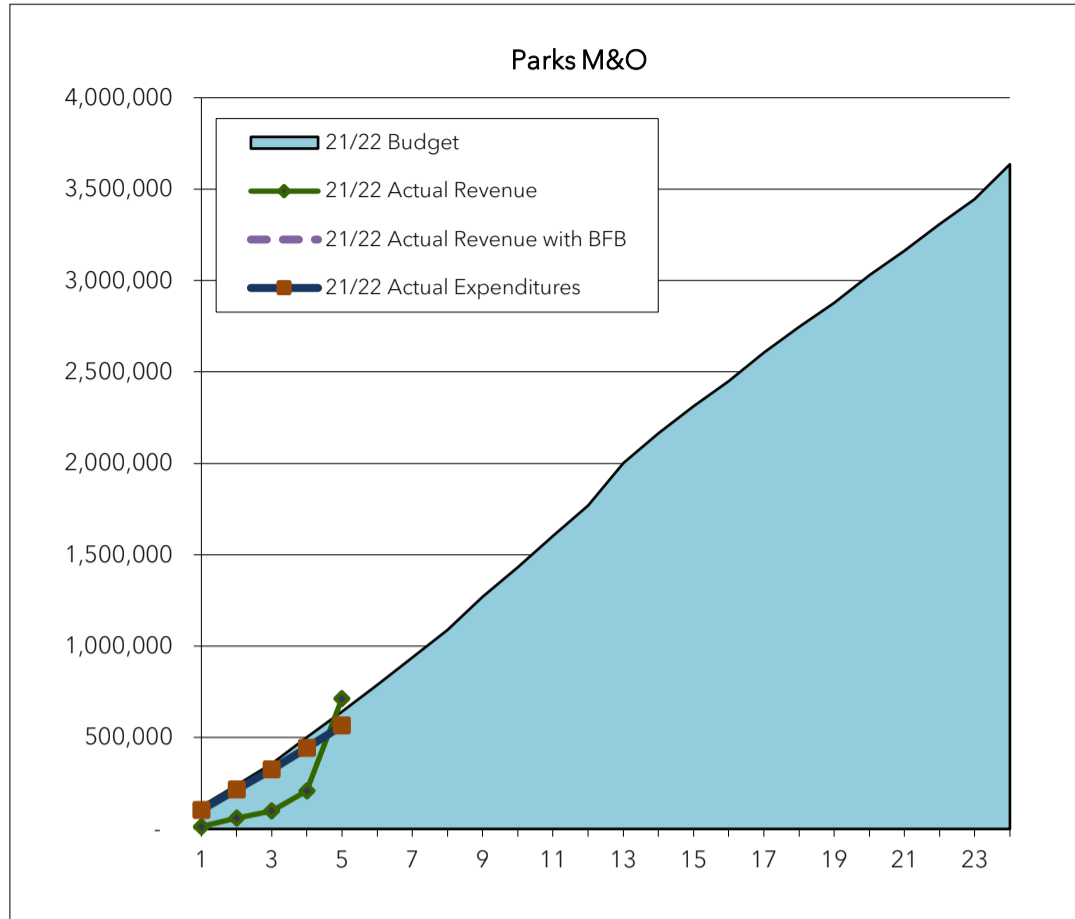


The Arts Activity Fund accounts for salaries and benefits that support the arts programs within the City.
Revenues are primarily a \$1.50 per capita transfer from the General Fund

**City of Redmond, WA
Monthly Summary - Operating Funds
2021-2022**

Parks M&O Fund (Fund 012)

	Biennial Budget	Actual	Over / (Under) %
January	123,864	104,668	-15.50%
February	238,315	215,900	-9.41%
March	357,747	326,497	-8.74%
April	501,105	443,456	-11.50%
May	642,945	565,596	-12.03%
June	789,169		
July	936,978		
August	1,088,628		
September	1,268,487		
October	1,432,896		
November	1,602,781		
December	1,769,394		
January	2,002,122		
February	2,163,213		
March	2,312,795		
April	2,447,571		
May	2,606,176		
June	2,747,206		
July	2,876,696		
August	3,028,566		
September	3,162,374		
October	3,310,100		
November	3,445,783		
December	3,636,220		



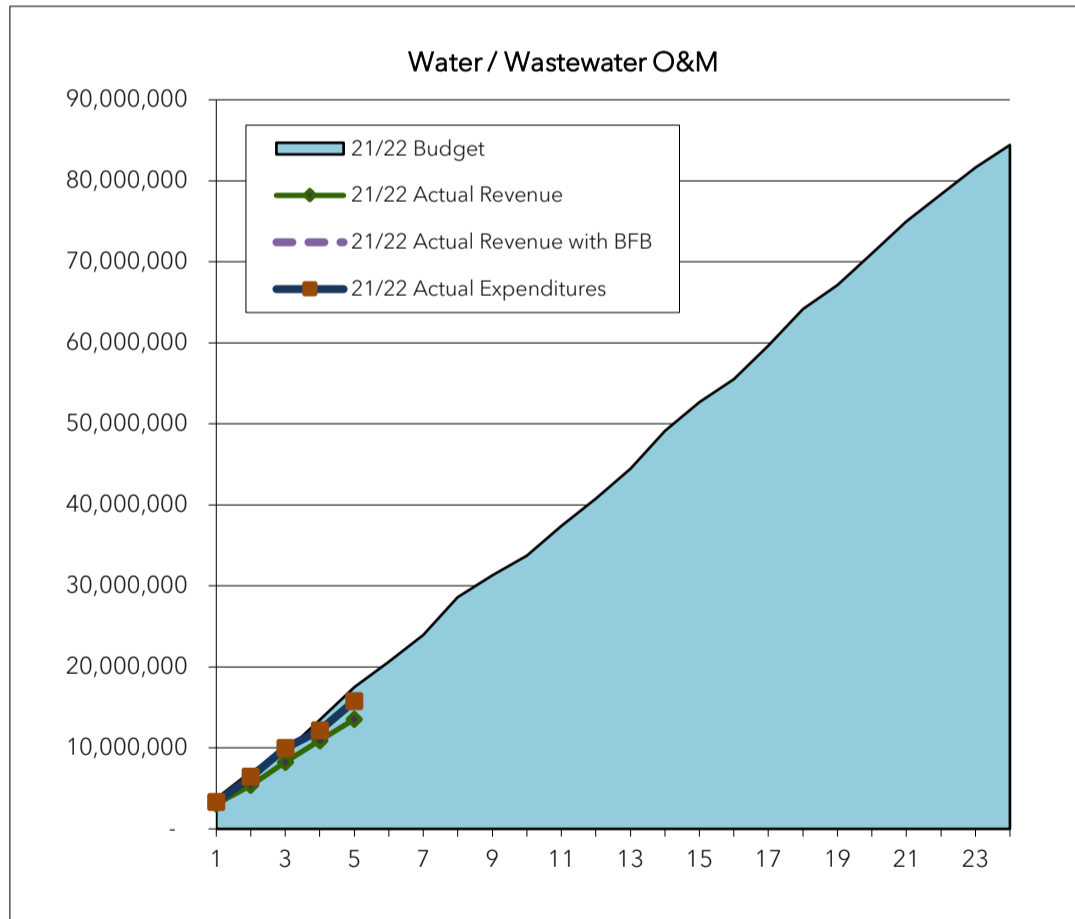
BTD Status 15.55%

The Parks M&O Fund accounts for voter approved special operating levies to support the maintenance of the City's park system.

(517,240)

Water/Wastewater O&M Fund (Fund 401)

	Biennial Budget	Actual	Over / (Under) %
January	3,752,078	3,318,452	-11.56%
February	7,037,008	6,439,813	-8.49%
March	9,460,565	9,977,805	5.47%
April	13,428,911	12,157,181	-9.47%
May	17,506,510	15,781,747	-9.85%
June	20,656,645		
July	23,911,026		
August	28,605,038		
September	31,306,558		
October	33,751,272		
November	37,403,782		
December	40,726,779		
January	44,474,273		
February	49,116,872		
March	52,659,277		
April	55,506,468		
May	59,643,691		
June	64,199,838		
July	67,106,220		
August	71,041,710		
September	75,001,026		
October	78,345,787		
November	81,614,396		
December	84,418,594		



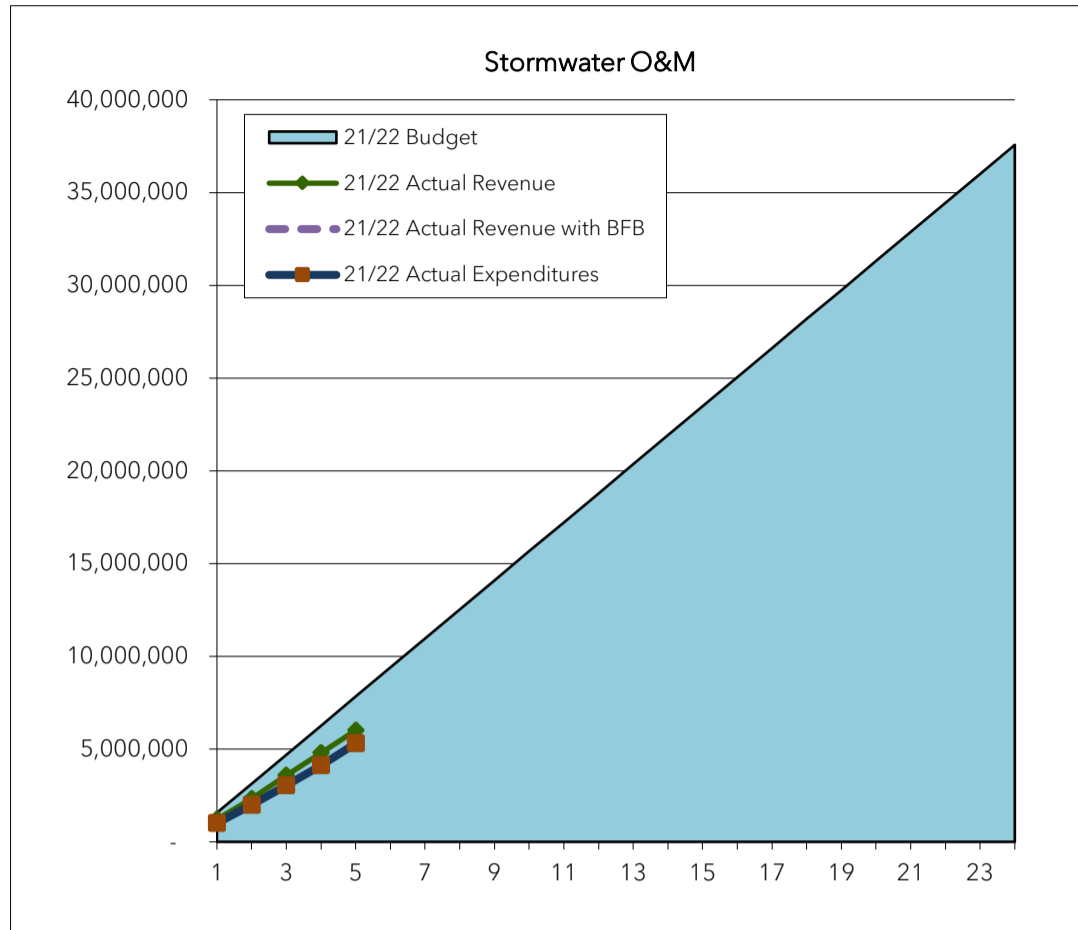
BTD Status 18.69%

The Water/Wastewater O&M Fund accounts for the operations of the city's water and wastewater utilities. A transfer from these revenues is made to support the capital improvements necessary to maintain and develop related facilities. These improvements are accounted for in Funds 403 and 404.

City of Redmond, WA
Monthly Summary - Operating Funds
2021-2022

Stormwater O&M Fund (Fund 405)

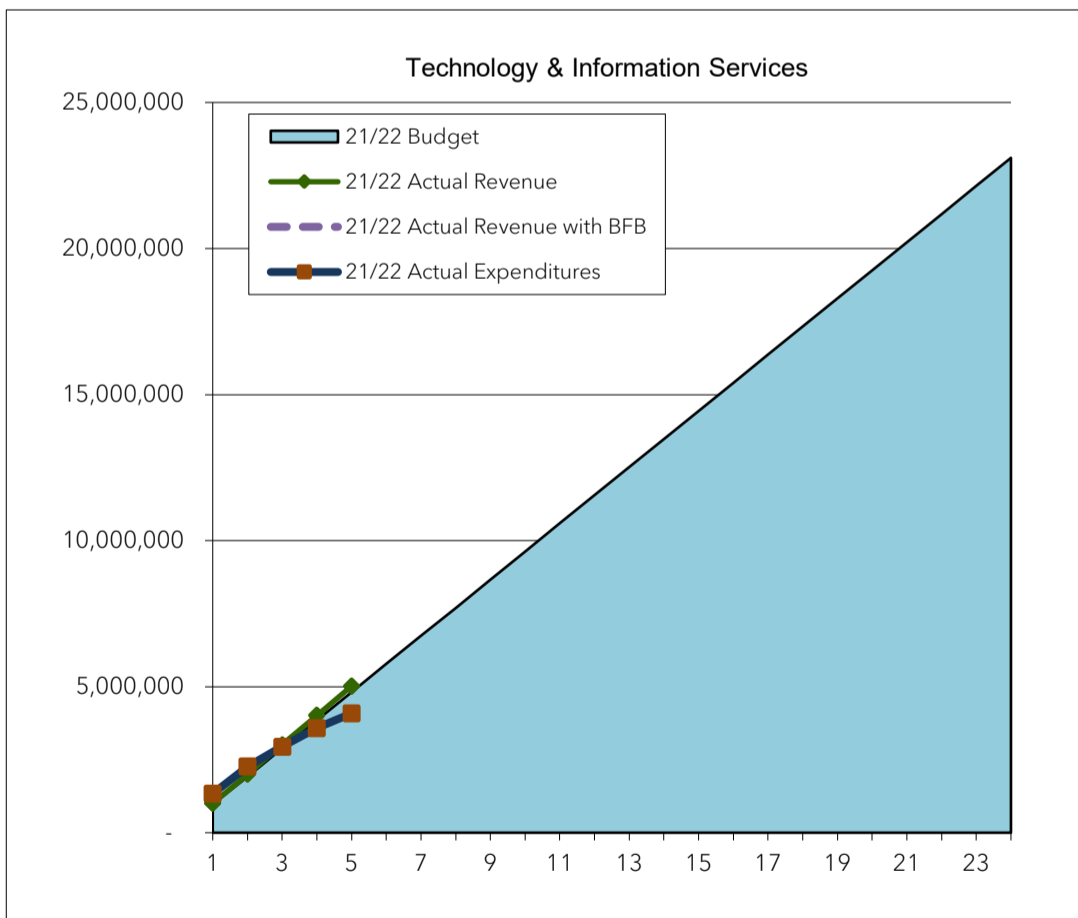
	Biennial Budget	Actual	Over / (Under) %
January	1,565,501	1,010,945	-35.42%
February	3,131,003	1,988,282	-36.50%
March	4,696,504	3,052,476	-35.01%
April	6,262,005	4,112,431	-34.33%
May	7,827,506	5,301,965	-32.26%
June	9,393,008		
July	10,958,509		
August	12,524,010		
September	14,089,512		
October	15,655,013		
November	17,220,514		
December	18,786,016		
January	20,351,517		
February	21,917,018		
March	23,482,519		
April	25,048,021		
May	26,613,522		
June	28,179,023		
July	29,744,525		
August	31,310,026		
September	32,875,527		
October	34,441,028		
November	36,006,530		
December	37,572,031		
BTD Status		14.11%	



The Stormwater O&M Fund accounts for the operations and maintenance activities related to managing surface and stormwater. A transfer from these revenues is made to support the capital improvements necessary to maintain and develop related facilities. These improvements are accounted for in fund 406.

Technology & Information Services Fund (520)

	Biennial Budget	Actual	Over / (Under) %
January	962,642	1,334,445	38.62%
February	1,925,284	2,267,646	17.78%
March	2,887,926	2,946,622	2.03%
April	3,850,567	3,579,553	-7.04%
May	4,813,209	4,084,663	-15.14%
June	5,775,851		
July	6,738,493		
August	7,701,135		
September	8,663,777		
October	9,626,418		
November	10,589,060		
December	11,551,702		
January	12,514,344		
February	13,476,986		
March	14,439,628		
April	15,402,269		
May	16,364,911		
June	17,327,553		
July	18,290,195		
August	19,252,837		
September	20,215,479		
October	21,178,120		
November	22,140,762		
December	23,103,404		
% spent		17.68%	

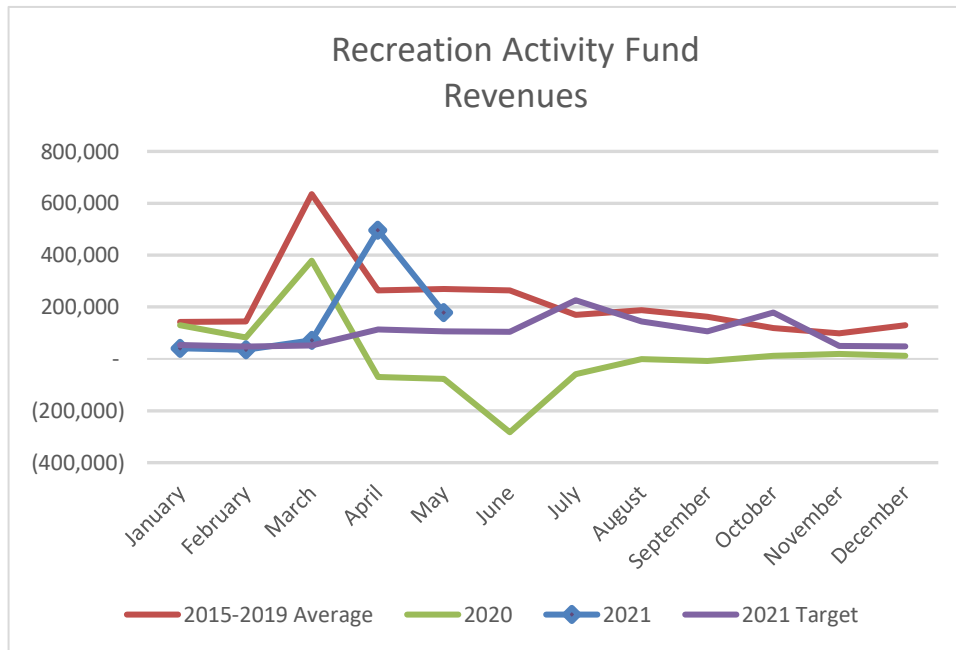


Information Technology (Fund 520) provides for applications support, service desk, GIS and Network Services.

**City of Redmond, WA
Monthly Summary
2021-2022**

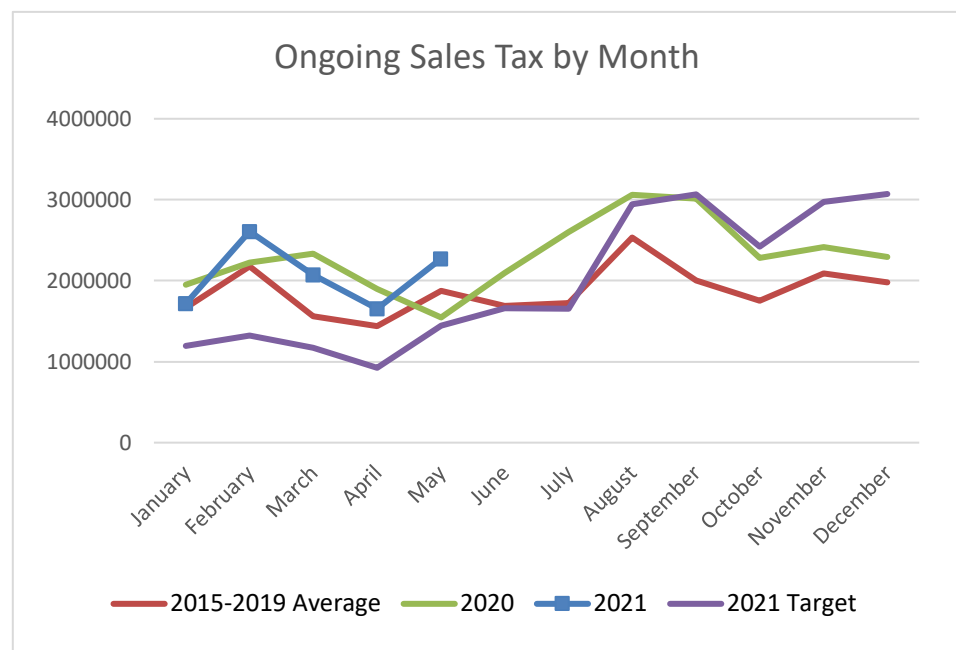
Recreation Activity Fund (Revenue)

	2020 Actual	2021 Target	2021 Actual	Over / (Under) %
January	130,247	53,850	40,201	-25.35%
February	83,174	47,617	35,229	-26.02%
March	378,764	51,107	71,150	39.22%
April	(69,069)	112,995	495,668	338.66%
May	(76,835)	106,493	178,284	67.41%
June	(282,805)	104,479		
July	(58,152)	226,139		
August	(654)	144,367		
September	(8,596)	106,473		
October	12,685	178,791		
November	19,341	50,030		
December	11,762	48,116		
Total	139,862	1,230,459	820,531	



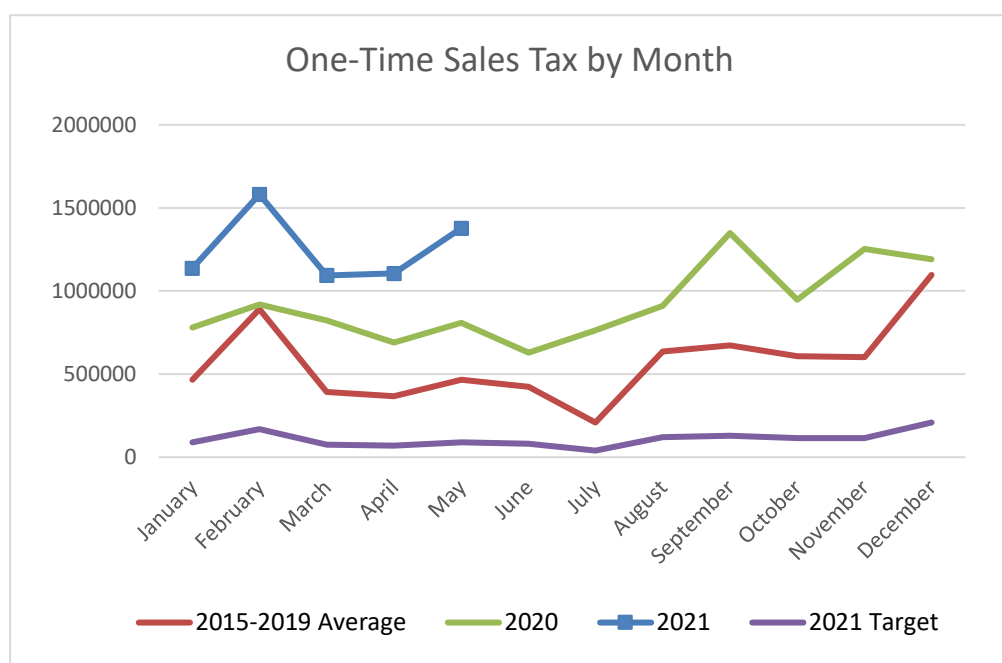
Sales Tax Ongoing

	2020 Actual	2021 Target	2021 Actual	Over / (Under) %
January	1,952,341	1,195,559	1,715,696	43.51%
February	2,221,155	1,319,927	2,608,829	97.65%
March	2,334,677	1,171,825	2,070,853	76.72%
April	1,898,462	924,258	1,654,194	78.98%
May	1,546,038	1,443,642	2,269,253	57.19%
June	2,092,981	1,660,031		
July	2,603,920	1,652,743		
August	3,060,908	2,944,276		
September	3,016,332	3,063,762		
October	2,280,419	2,421,339		
November	2,417,706	2,974,269		
December	2,293,861	3,070,789		
Total	27,718,800	23,842,418	10,318,825	



Sales Tax One-time

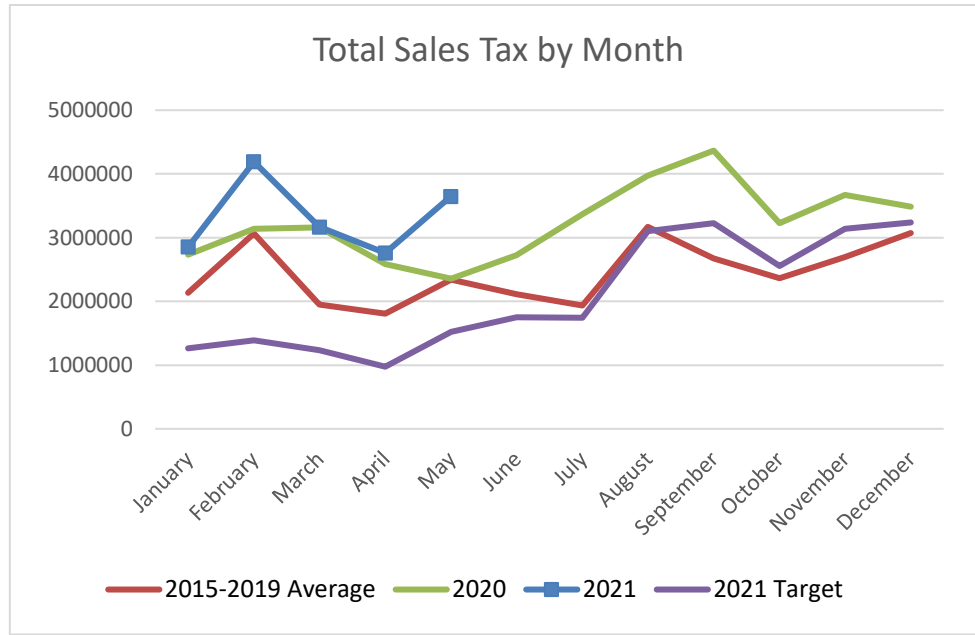
	2020 Actual	2021 Target	2021 Actual	Over / (Under) %
January	781,737	88,954	1,136,228	1177.33%
February	920,545	169,354	1,581,654	833.93%
March	822,571	74,892	1,093,805	1360.52%
April	688,885	70,059	1,104,699	1476.82%
May	809,742	88,689	1,377,723	1453.43%
June	628,998	80,420		
July	763,279	39,685		
August	911,909	121,030		
September	1,349,108	128,116		
October	946,672	115,427		
November	1,252,592	114,661		
December	1,190,306	208,713		
Total	11,066,344	1,300,000	6,294,109	



**City of Redmond, WA
Monthly Summary
2021-2022**

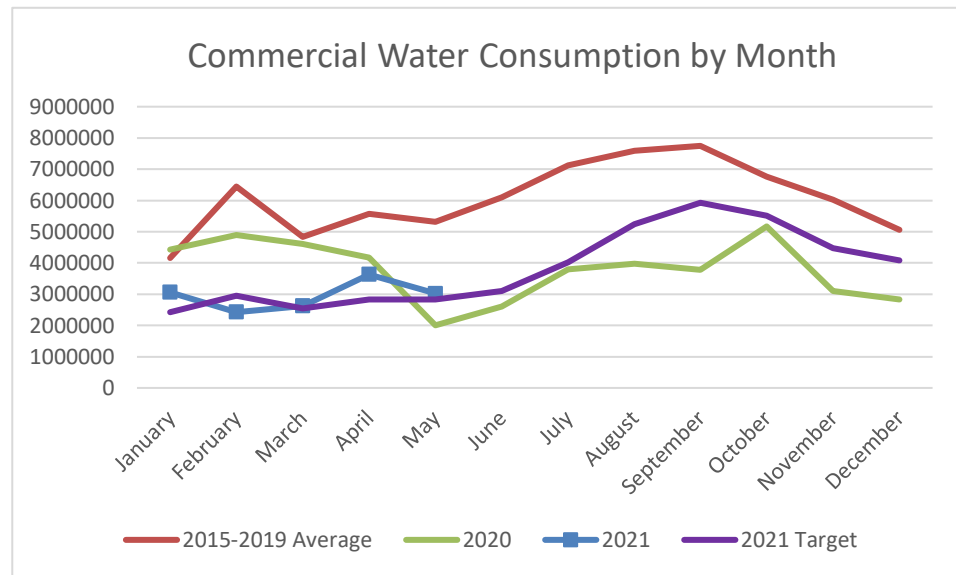
Sales Tax Total

	2020 Actual	2021 Target	2021 Actual	Over / (Under) %
January	2,734,078	1,260,747	2,851,924	126.21%
February	3,141,700	1,391,895	4,190,482	201.06%
March	3,157,248	1,235,718	3,164,658	156.10%
April	2,587,347	974,653	2,758,893	183.06%
May	2,355,780	1,522,356	3,646,976	139.56%
June	2,721,979	1,750,544		
July	3,367,199	1,742,858		
August	3,972,817	3,104,812		
September	4,365,440	3,230,812		
October	3,227,091	2,553,361		
November	3,670,298	3,136,440		
December	3,484,167	3,238,223		
Total	38,785,144	25,142,418	16,612,933	



Water Consumption Report

	2020 Actual	2021 Target	2021 Actual	Over / (Under) %
January	4,432,400	2,423,590	3,059,200	26.23%
February	4,897,100	2,948,920	2,424,200	-17.79%
March	4,604,300	2,549,755	2,619,400	2.73%
April	4,171,300	2,831,400	3,627,600	28.12%
May	2,003,600	2,828,215	3,019,100	6.75%
June	2,610,400	3,106,480		
July	3,788,100	4,013,808		
August	3,982,200	5,236,046		
September	3,779,400	5,926,200		
October	5,168,700	5,517,200		
November	3,103,300	4,465,800		
December	2,831,100	4,083,500		
Total	45,371,900	45,930,915	14,749,500	



City of Redmond, WA
Monthly All Funds Recap
May-21
(Note - Biennial Budget)

FUND	Beginning Balance	Revenues	Expenditure Budget	Expenditures	Ending Balance	% Expended
Arts Activity	107,883	68,458	679,044	83,756	92,586	12.33%
Business Tax	1,594,799	5,431,292	11,849,645	1,043,833	5,982,258	8.81%
Capital Replacement Reserve	2,853,833	416,667	4,853,833	146,002	3,124,498	3.01%
Community Events	53,403	40,318	762,363	46,744	46,977	6.13%
Fire Equipment Reserve	3,533,723	186,768	4,430,207	29,256	3,691,235	0.66%
Public Safety Levy Fund	3,809,686	2,524,602	15,717,546	2,882,088	3,452,200	18.34%
General Gov't'l Major Maint	10,640,683	776,327	15,879,596	565,049	10,851,961	3.56%
General Fund	14,144,344	51,112,012	201,732,921	38,595,222	26,661,134	19.13%
Human Services Grants	2,617,235	663,815	5,279,457	713,374	2,567,676	13.51%
Operating Reserve	7,949,824	-	8,029,824	60,820	7,889,004	0.76%
Parks Levy Fund	430,567	169,181	1,200,074	238,949	360,798	19.91%
Parks Maint. & Operations	752,719	713,898	3,636,220	565,596	901,021	15.55%
Parks Maintenance Prjts	238,236	-	1,360,836	269,945	(31,709)	19.84%
Real Property Fund	797,160	58,187	1,055,114	6,079	849,268	0.58%
Transportation Maint. Prjt	1,128,915	3,628,257	13,596,553	2,217,425	2,539,747	16.31%
TOTAL GENERAL GOV'T	50,653,010	65,789,782	290,063,233	47,464,136	68,978,656	16.36%
Advanced Life Support	1,454,493	3,197,162	19,695,613	3,759,590	892,065	19.09%
Cable Access Fund	66,308	196	66,982	2,339	64,164	3.49%
Drug Enforcement	117,601	259	117,601	42,426	75,434	36.08%
Fire Donations	434,701	31,336	615,903	4,102	461,936	0.67%
Fleet Maintenance	2,569,175	812,046	9,933,236	869,402	2,511,819	8.75%
General Gov't Capital	1,512,222	873,007	5,092,140	1,880,901	504,328	36.94%
Information Technology	2,031,426	5,018,000	23,103,404	4,084,663	2,964,764	17.68%
Insurance	777,872	587,445	3,714,231	87,173	1,278,144	2.35%
Medical Self Insurance	4,249,406	6,534,615	34,128,975	6,088,534	4,695,486	17.84%
Development Review	7,839,767	2,794,187	19,581,584	2,289,607	8,344,347	11.69%
Non-Voted Bonds	25,955	1,991,689	9,583,033	-	2,017,644	
Novelty Hill Water Projects	10,368,582	320,454	2,212,777	16,612	10,672,424	0.75%
Novelty Hill Utility	5,795,633	2,343,528	21,339,048	2,989,680	5,149,481	14.01%
Novelty Hill Wastewater Projec	12,412,990	340,804	7,419,567	15,415	12,738,378	0.21%
Operating Grants	1,387,841	137,948	2,360,334	216,630	1,309,160	9.18%
Parks Capital Projects	5,574,150	1,854,518	16,518,321	811,172	6,617,496	4.91%
Real Estate Excise Tax	12,721,488	2,831,584	23,121,488	-	15,553,072	
Recreational Activity	-	927,983	4,207,550	201,436	726,547	4.79%
Solid Waste Recycling	1,038,820	334,913	3,291,433	459,830	913,903	13.97%
Stormwater Capital	34,330,429	1,173,046	15,462,699	731,011	34,772,465	4.73%
Stormwater Management	9,086,396	6,011,607	37,572,031	5,234,616	9,863,387	13.93%
Tourism Hotel/Motel	916,085	54,026	2,090,906	120,142	849,968	5.75%
Transportation Capital Projects	25,267,857	6,077,727	26,303,214	2,691,812	28,653,772	10.23%
Wastewater Construction	6,647,697	464,235	15,450,508	3,225,866	3,886,066	20.88%
Water Capital	11,746,360	1,323,828	15,302,550	2,190,492	10,879,696	14.31%
Water / Sewer Utility	11,438,546	13,539,124	84,418,594	15,781,747	9,195,923	18.69%
Worker's Compensation	498,155	718,197	4,802,738	884,763	331,588	18.42%
GRAND TOTAL	220,962,965	126,083,244	697,569,693	102,144,097	244,902,113	14.64%

Notes and explanations:

- Parks Maintenance project fund reflects a negative fund balance and will be adjusted with the scheduled transfer from Parks CIP fund.

City of Redmond, WA
 Monthly Capital Funds Recap
 May-21
 (Note - Biennial Budget)

FUND	Beginning Balance	Revenues	Expenditure Budget*	Expenditures	Ending Balance	% Expended
Parks Maintenance Prjts	238,236	-	1,360,836	269,945	(31,709)	19.84%
Transportation Maint. Prjt	1,128,915	3,628,257	13,596,553	2,217,425	2,539,747	16.31%
General Gov't Major Maint	10,640,683	776,327	15,879,596	565,049	10,851,961	3.56%
General Gov't Capital	1,512,222	873,007	5,092,140	1,880,901	504,328	36.94%
Novelty Hill Water Pjts	10,368,582	320,454	2,212,777	16,612	10,672,424	0.75%
Novelty Hill Wastewtr Pjts	12,412,990	340,804	7,419,567	15,415	12,738,378	0.21%
Parks Capital Pjts	5,574,150	1,854,518	16,518,321	811,172	6,617,496	4.91%
Stormwater Capital	34,330,429	1,173,046	15,462,699	731,011	34,772,465	4.73%
Transportation Capital Pjts	25,267,857	6,077,727	26,303,214	2,691,812	28,653,772	10.23%
Wastewater Construction	6,647,697	464,235	15,450,508	3,225,866	3,886,066	20.88%
Water Capital	11,746,360	1,323,828	15,302,550	2,190,492	10,879,696	14.31%
GRAND TOTAL	119,868,121	16,832,202	134,598,761	14,615,699	122,084,625	10.86%

Notes and explanations:

- Parks Maintenance project fund reflects a negative fund balance and will be adjusted with the scheduled transfer from Parks CIP fund.