

# Fire Summary Report

## Save vs. Loss Q1 2024

Committee of the Whole - Public Safety

May 21<sup>st</sup>, 2024

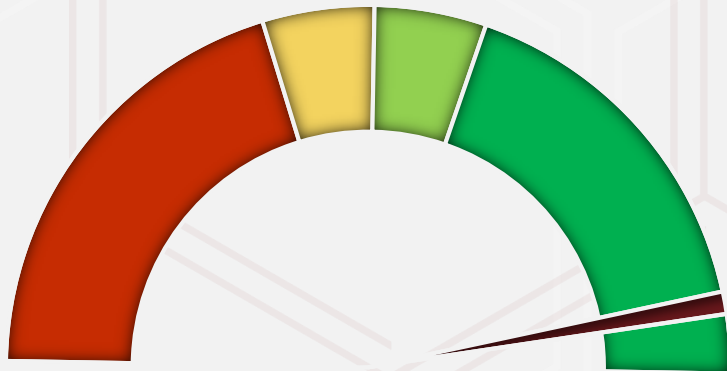


# Purpose

This presentation provides a summary of fire incidents and an overview of fires investigated in the first quarter of 2024.

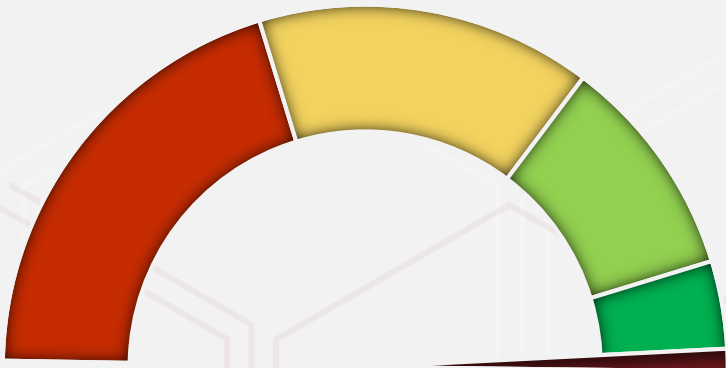


# Outcomes (Jan 2019- Mar 2024)



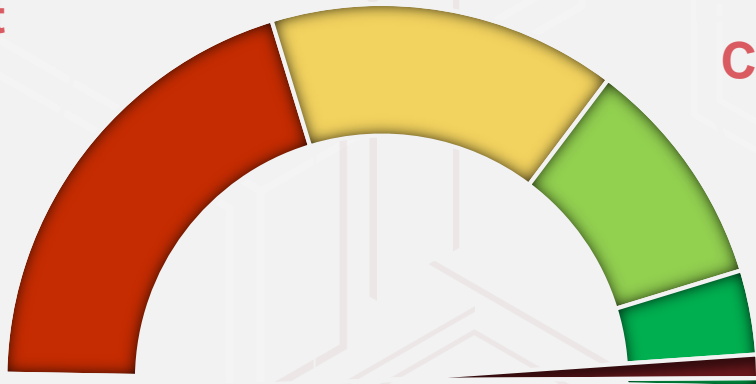
Fire Containment

94.4%



99.5%

Continued Occupancy



98.9%

Value Saved\*

\*of investigated fires

- Meeting or exceeding the goal
- Reasonably close to goal
- Not meeting goal, needs improvement
- Not meeting goal, expedient effort to improve performance

Zero civilian fire deaths



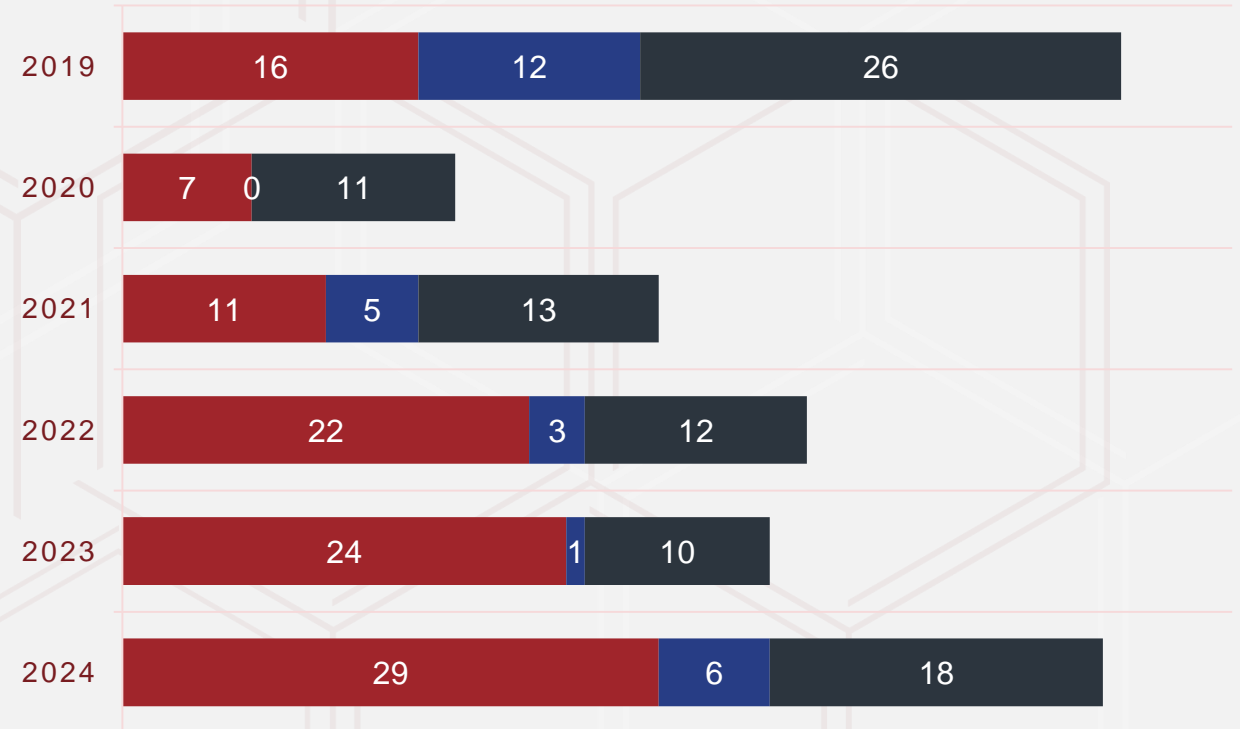
## Fire Incidents by NFIRS\* Code

Code	2019	2020	2021	2022	2023	2024
100 - Fire, other	25	18	16	31	28	11
111 - Building fire	58	38	38	67	50	16
112 - Fires in structure other than in a building	0	1	2	0	1	1
113 - Cooking fire, contained to container	11	14	18	40	51	15
114 - Chimney or flue fire, confined for chimney or flue	0	2	3	5	3	1
117 - Commercial compactor fire, confined to rubbish	0	0	0	0	1	0
118 - Trash or rubbish fire contained	2	3	3	7	5	6
122 - Fire in Motorome	0	1	1	0	0	0
123 - Fire in portable building, fixed location	0	0	1	1	1	0
130- Mobile property (vehicle) fire, other	1	0	2	0	1	0
131 - Passenger vehicle fire	9	7	14	15	23	6
132 - Road freight or transport vehicle fire	1	1	0	5	1	1
136 - Self-propelled motor home or recreational vehicle	0	1	0	0	0	0
137 - Camper or recreational vehicle (RV) fire	0	0	0	0	0	0
140 - Natural vegetation fire, other	13	19	29	38	46	2
141 - Forest, woods or wildland fire	3	3	3	1	4	0
142 - Brush or brush and grass mixture fire	11	6	11	12	21	2
143 - Grass fire	2	0	2	0	5	0
150 - Outside rubbish fire, other	5	5	8	11	7	1
151 - Outside rubbish, trash or waste fire	9	7	3	14	10	4
152- Garbage Dump	0	0	1	0	0	0
153 - Construction or demolition landfill fire	0	0	1	1	0	0
154 - Dumpster or other outside trash receptacle fire	5	6	9	6	9	2
155 - Outside stationary compactor/compacted trash fi	1	0	0	0	1	0
160 - Special outside fire, other	2	9	7	21	13	2
161 - Outside Storage	0	0	0	1	0	1
162 - Outside equipment fire	0	1	4	2	0	2
164 - Outside Mailbox	0	0	0	1	0	0
Blank, Unspecified	1	0	0	1	1	0
<b>Total</b>	<b>159</b>	<b>142</b>	<b>176</b>	<b>280</b>	<b>282</b>	<b>73</b>

Annual Totals: City, District, Other

## Fire Incident Totals by Year and Jurisdiction

■ City ■ District ■ Other



Quarter over Quarter

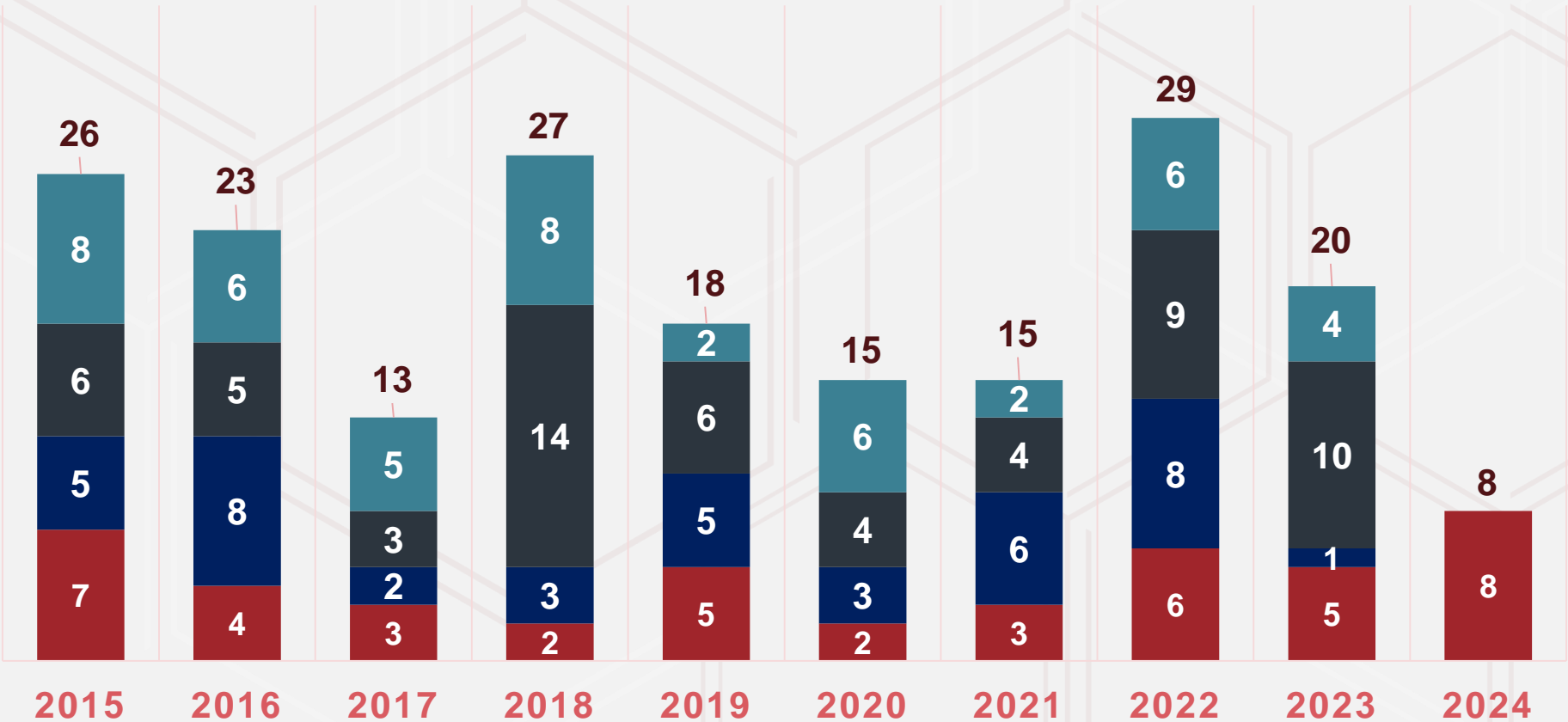
\*National Fire Incident Reporting System



# Investigated Fires

## YEARS AT A GLANCE 2015 - 2024

■ Q1 ■ Q2 ■ Q3 ■ Q4



# Fire Investigation Summary Q1

- Structure Fire – Multi-Family Residential
- Date: 1/5/2024
- Property value saved: 99.9%
  - Est. Structure Loss: \$2,000
  - Value: \$62,442,138
- Confined to area of origin
- Fire extinguished by RFD
- Occupancy rate post fire: 100%





# Fire Investigation Summary Q1

- Outdoor Fire – Public Exterior
- Date: 1/23/2024
- Property value saved: 100%
  - Est. Structure Loss: N/A
  - Value: N/A
- Confined to area of origin
- Fire extinguished by RFD
- Occupancy rate post fire: N/A





# Fire Investigation Summary Q1

- Structure Fire – Multi-Family Residential
- Date: 2/7/2024
- Property value saved: 100%
  - Est. Structure Loss: \$0
  - Value: \$36,836,767
- Confined to area of origin
- Fire self-extinguished
- Occupancy rate post fire: 100%





# Fire Investigation Summary Q1

- Commercial Fire – Private Exterior
- Date: 2/7/2024
- Property value saved: 100%
  - Est. Structure Loss: \$0
  - Value: \$339,200
- Confined to area of origin
- Fire self-extinguished
- Occupancy rate post fire: 100%







# Fire Investigation Summary Q1

- Commercial Fire – Private Exterior
- Date: 2/7/2024
- Property value saved: 100%
  - Est. Structure Loss: N/A
  - Value: \$1,000
- Confined to area of origin
- Fire extinguished by RFD
- Occupancy rate post fire: N/A





# Fire Investigation Summary Q1

- Vehicle Fire
- Date: 2/21/2024
- Property value saved: 99%
  - Est. Structure Loss: \$10,000
  - Value: \$3,984,689
- Not confined to area of origin
- Fire extinguished by RFD
- Occupancy rate post fire: 100%







# Fire Investigation Summary Q1

- Multiple Fires
  - Commercial Fire – Public Exterior
- Date: 3/9/2024
- Property value saved: 100%
  - Est. Structure Loss: \$0
  - Value: \$0
- Confined to area of origin
- Fire extinguished by RFD
- Occupancy rate post fire: N/A





# Fire Investigation Summary Q1

- Structure Fire – One or Two Family Residential
- Date: 3/30/2024
- Property value saved: 98%
  - Est. Structure Loss: \$10,000
  - Value: \$501,000
- Confined to area of origin
- Fire extinguished by RFD
- Occupancy rate post fire: 100%



# Thank You

---

Any Questions?

AFM Gary Smith

GSmith@redmond.gov

