

# Fire Summary Report

## Save vs. Loss Q2 2024

Committee of the Whole - Public Safety

September 17<sup>th</sup>, 2024



# Purpose

This presentation provides a summary of fire incidents and an overview of fires investigated in the second quarter of 2024.



# Investigation Program Refresh

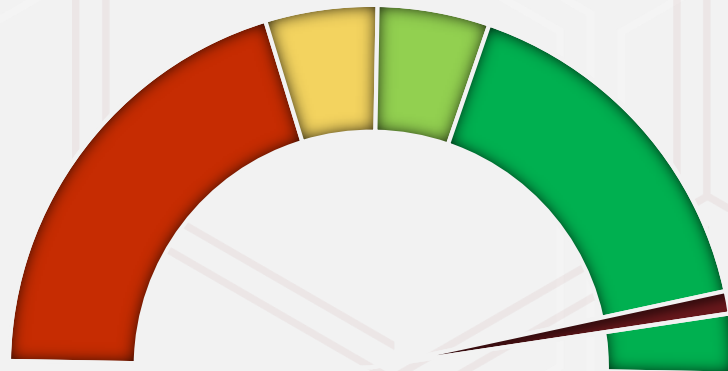
There's been an increased focus on education at the Company Officer (CO) level on our investigation program.

Investigators are called out for fire incidents which meet one or more of the following criteria:

- Over \$10,000 in estimated damages
- Suspicious in nature
- Complex

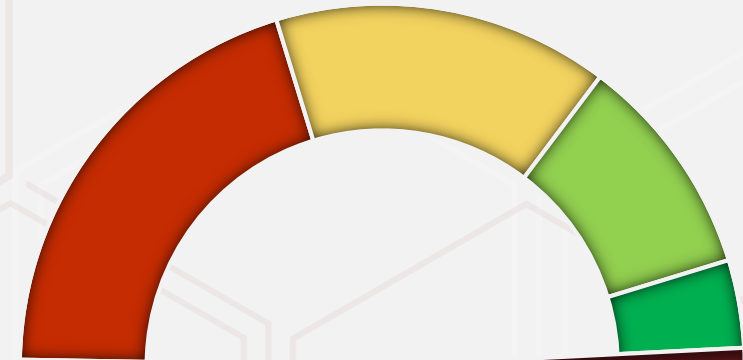


# Outcomes (Jan 2019- Jun 2024)



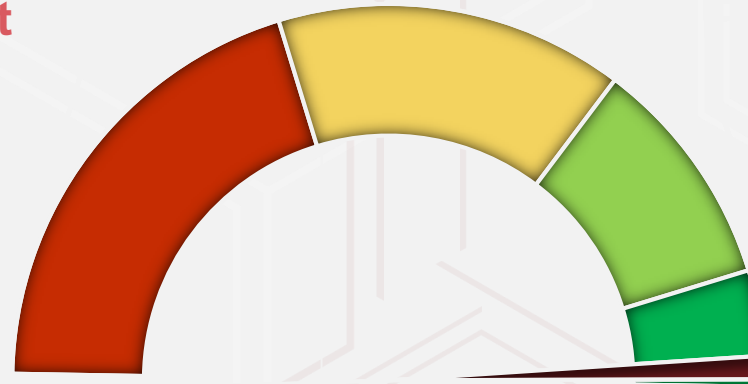
Fire Containment

94.4%



Continued Occupancy

99.5%



Value Saved\*  
\*of investigated fires

99%

- Meeting or exceeding the goal
- Reasonably close to goal
- Not meeting goal, needs improvement
- Not meeting goal, expedient effort to improve performance

Zero civilian fire deaths



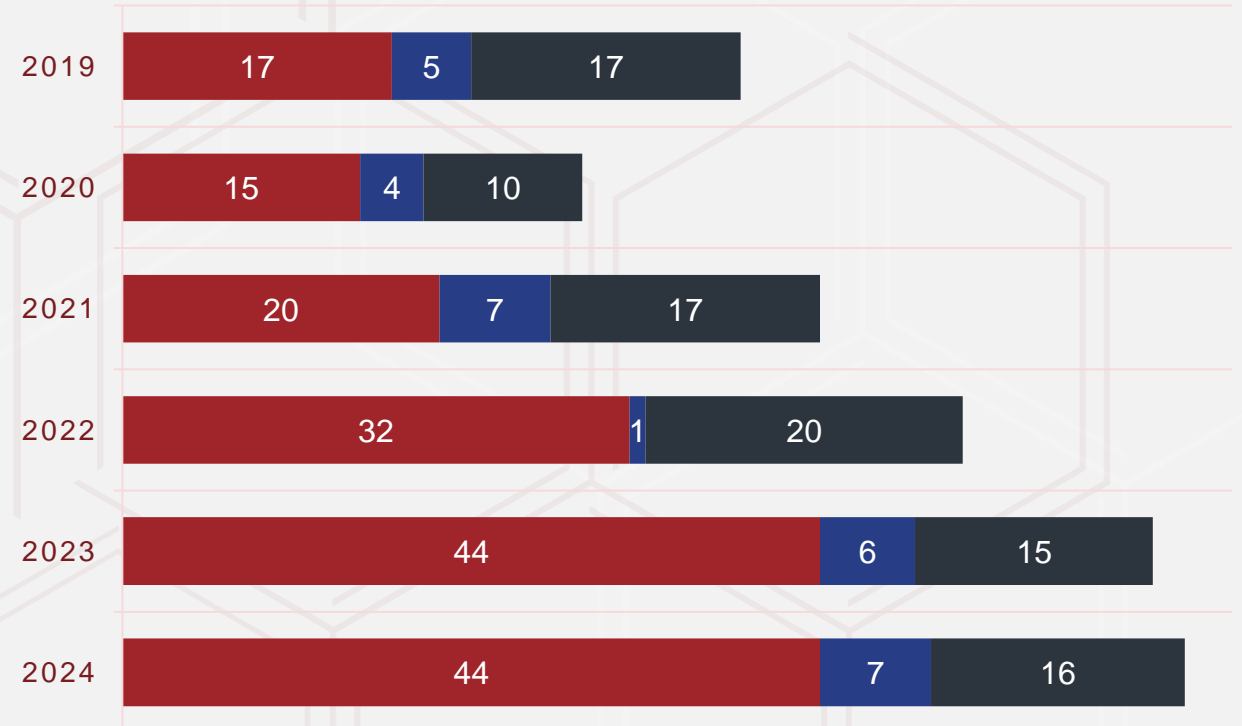
# Fire Incidents by NFIRS\* Code

Code	2019	2020	2021	2022	2023	2024
100 - Fire, other	25	18	16	31	28	14
111 - Building fire	58	38	38	67	50	27
112 - Fires in structure other than in a building	0	1	2	0	1	2
113 - Cooking fire, contained to container	11	14	18	40	51	20
114 - Chimney or flue fire, confined for chimney or flue	0	2	3	5	3	1
117 - Commercial compactor fire, confined to rubbish	0	0	0	0	1	0
118 - Trash or rubbish fire contained	2	3	3	7	5	7
122 - Fire in Motorome	0	1	1	0	0	0
123 - Fire in portable building, fixed location	0	0	1	1	1	0
130 - Mobile property (vehicle) fire, other	1	0	2	0	1	0
131 - Passenger vehicle fire	9	7	14	15	23	8
132 - Road freight or transport vehicle fire	1	1	0	5	1	1
136 - Self-propelled motor home or recreational vehicl	0	1	0	0	0	0
137 - Camper or recreational vehicle (RV) fire	0	0	0	0	0	0
140 - Natural vegetation fire, other	13	19	29	38	46	5
141 - Forest, woods or wildland fire	3	3	3	1	4	0
142 - Brush or brush and grass mixture fire	11	6	11	12	21	9
143 - Grass fire	2	0	2	0	5	0
150 - Outside rubbish fire, other	5	5	8	11	7	2
151 - Outside rubbish, trash or waste fire	9	7	3	14	10	9
152 - Garbage Dump	0	0	1	0	0	0
153 - Construction or demolition landfill fire	0	0	1	1	0	0
154 - Dumpster or other outside trash receptacle fire	5	6	9	6	9	4
155 - Outside stationary compactor/compacted trash fi	1	0	0	0	1	0
160 - Special outside fire, other	2	9	7	21	13	5
161 - Outside Storage	0	0	0	1	0	1
162 - Outside equipment fire	0	1	4	2	0	4
164 - Outside Mailbox	0	0	0	1	0	0
Blank, Unspecified	1	0	0	1	1	1
<b>Total</b>	<b>159</b>	<b>142</b>	<b>176</b>	<b>280</b>	<b>282</b>	<b>120</b>

Annual Totals: City, District, Other

# Fire Incident Totals by Year and Jurisdiction

■ City ■ District ■ Other



Quarter over Quarter

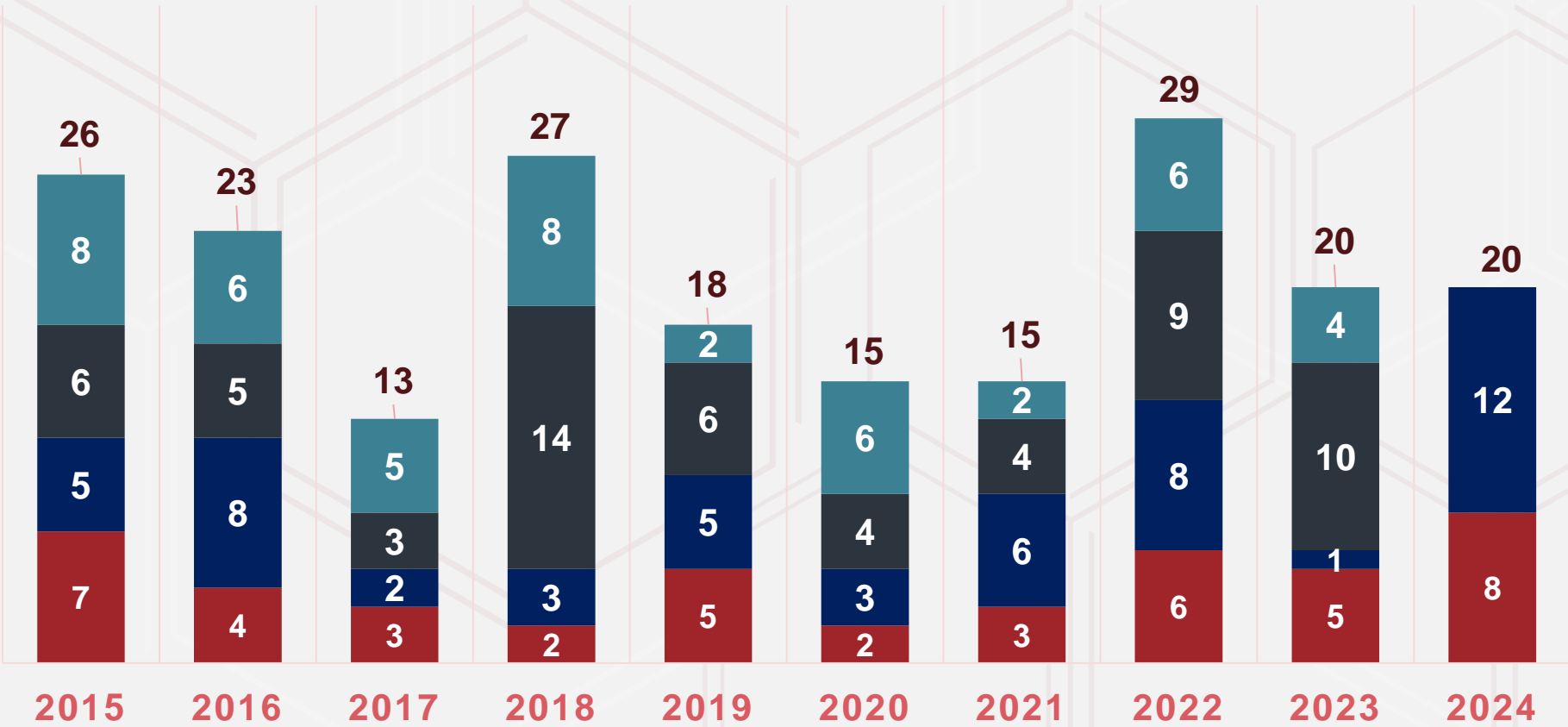
\*National Fire Incident Reporting System



# Investigated Fires

## YEARS AT A GLANCE 2015 - 2024

■ Q1 ■ Q2 ■ Q3 ■ Q4





# Fire Investigation Summary Q2

- Vehicle Fire
- Date: 4/4/2024
- Property value saved: N/A
  - Est. Vehicle Loss: \$5,000
  - Value: N/A
- Confined to area of origin
- Fire extinguished by RFD
- Occupancy rate post fire: N/A





# Fire Investigation Summary Q2

- Structure Fire – Multi-Family
- Date: 4/8/2024
- Property value saved: 99.9%
  - Est. Structure Loss: \$15,000
  - Value: \$1,078,000
- Confined to area of origin
- Fire extinguished by RFD
- Occupancy rate post fire: 75%







# Fire Investigation Summary Q2

- Structure Fire - Commercial
- Date: 4/18/2024
- Property value saved: 100%
  - Est. Structure Loss: \$0
  - Content loss: \$700,000
  - Value: \$39,549,400
- Confined to area of origin
- Fire extinguished by RFD
- Occupancy rate post fire: 100%





# Fire Investigation Summary Q2

- Structure Fire – Commercial
- Date: 4/29/2024
- Property value saved: 100%
  - Est. Structure Loss: \$0
  - Value: \$122,400
- Confined to area of origin
- Fire extinguished by RFD
- Occupancy rate post fire: N/A





# Fire Investigation Summary Q2

- Outdoor Fire
- Date: 5/14/2024
- Value saved: 0%
  - Value: \$1,250
- Confined to area of origin
- Fire extinguished by RFD
- Occupancy rate post fire: N/A





# Fire Investigation Summary Q2

- Structure Fire – Single Family Residential
- Date: 6/3/2024
- Property value saved: 0%
  - Est. Structure Loss: \$598,367
  - Value: \$500,000
- Confined to area of origin
- Fire extinguished by RFD
- Occupancy rate post fire: 0%





# Fire Investigation Summary Q2

- Structure Fire – Multi-Family
- Date: 5/14/2024
- Property value saved: 99.9%
  - Est. Structure Loss: \$1,000
  - Value: \$4,451,931
- Confined to area of origin
- Fire extinguished by neighbor
- Occupancy rate post fire: 100%



# Investigations Q2



5/6/2024

- 161xx NE 83<sup>rd</sup> St
- Rubbish fire
- Small trash fire by bus stop
- Suspicious in in nature
  - Cause undetermined
- Contained to area of origin

5/8/2024

- 80xx 165<sup>th</sup> Ave NE
- Smoke complaint
- Small mailbox with burning trash inside
- Suspicious in nature
  - Cause determined to be incendiary
- Contained to area of origin

5/12/2024

- 161xx NE 83<sup>rd</sup> St
- Smoke/burn complaint
- Paper set on fire by a bus station occupant
- Suspicious in nature
  - Cause determined to be incendiary
- Contained to area of origin

5/14/2024

- 80xx 165<sup>th</sup> Ave NE
- Structure Fire – Single Family Residential
- Cooking fire in abandoned detached garage
- Suspicious in nature
  - Cause undetermined
- Contained to area of origin

5/15/2024

- 148<sup>th</sup> and WB 520 ramp
- Brush fire
- Camp fire extended to tree
- Suspicious in nature
  - Cause undetermined
- Not contained to area of origin



# Thank You

---

Any Questions?

AFM Gary Smith

GSmith@redmond.gov

