


Fire Prevention Performance Data

Q1 and Q2 2025



2025 Development Reviews

Plans and Permits

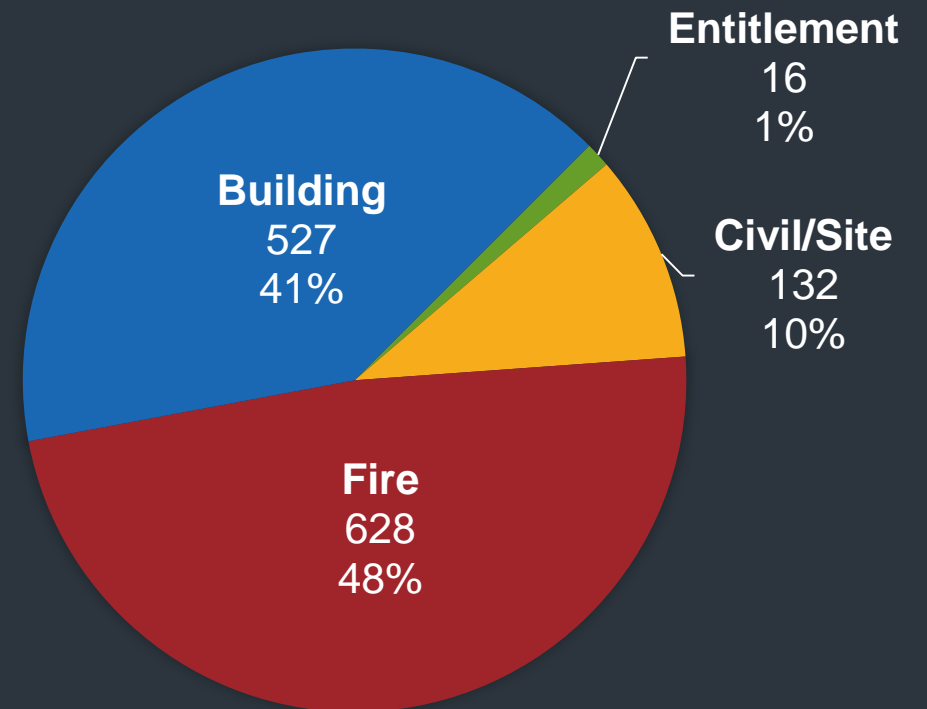


Performance measurement: 84%

Percentage of Building and Fire plan reviews completed within established timeframes

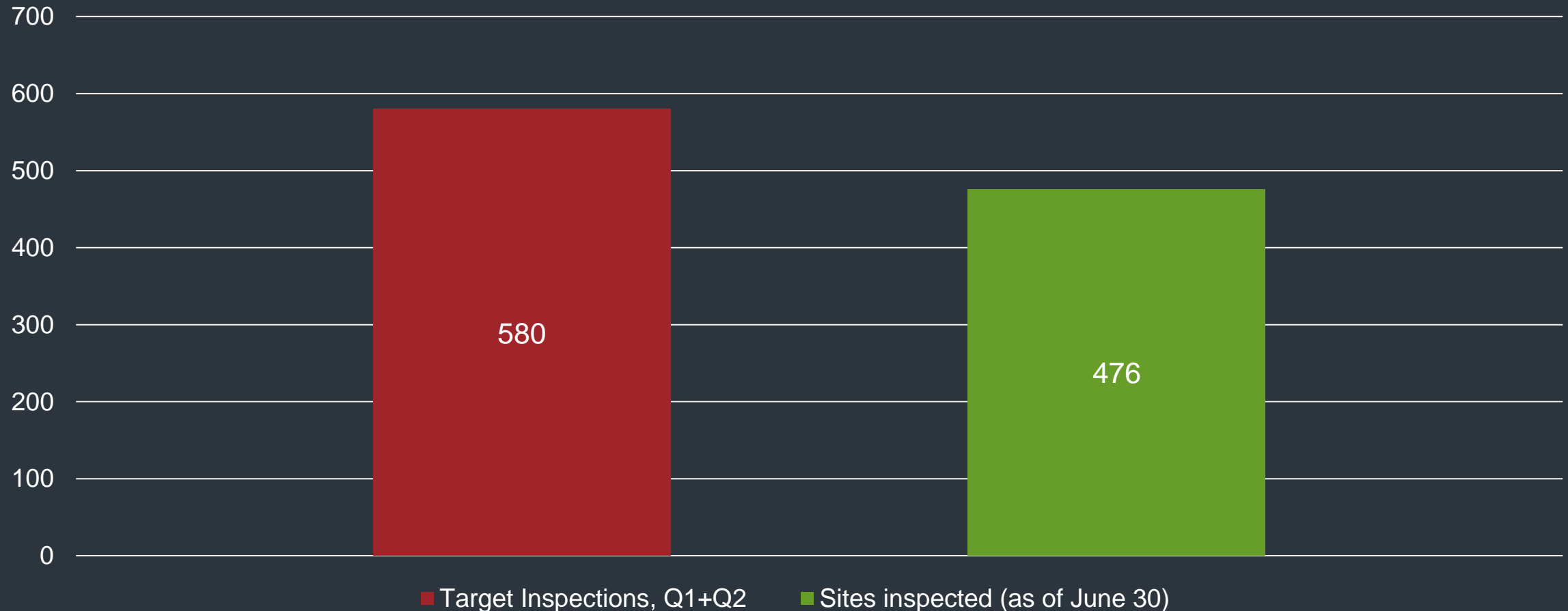
Review Types	2025 On-Time Percentages
Total for all types	84.7%
Entitlement	68.8%
Civil/Site	96.2%
Fire Permits	79.5%
Building Permits	90.3%

Permits Reviewed



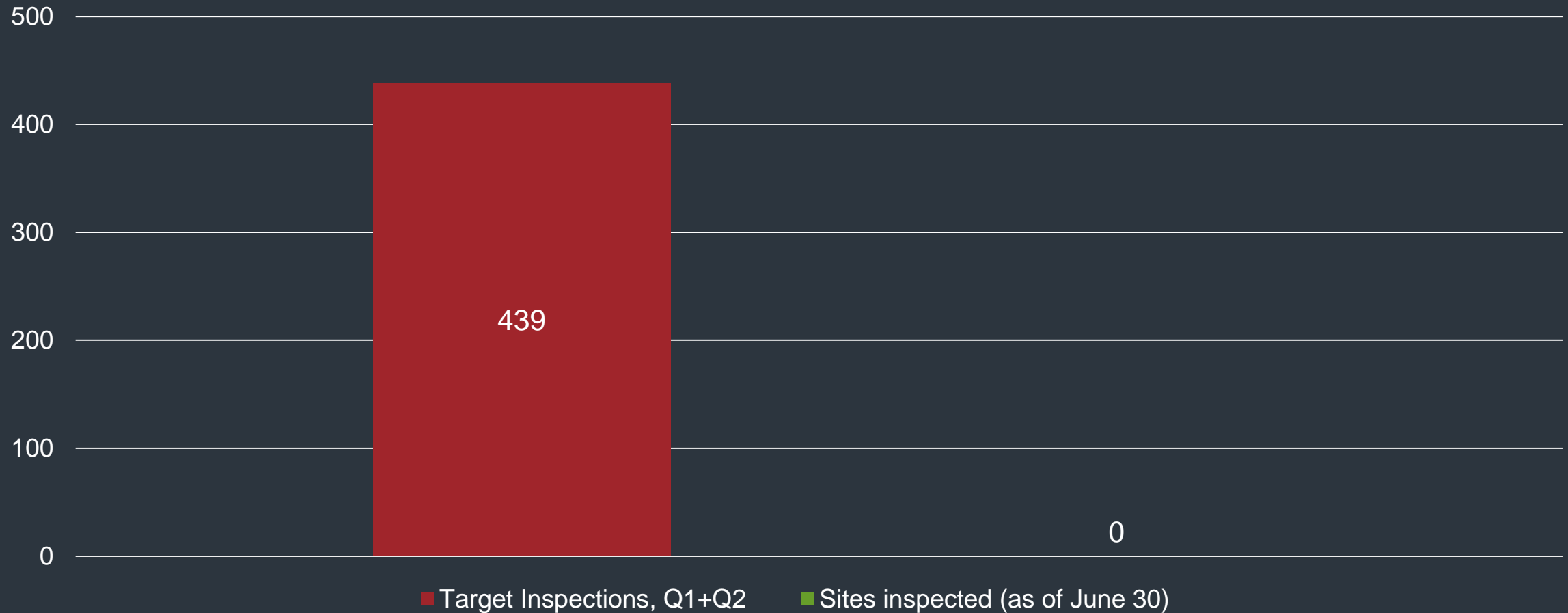
2025 Fire Life Safety Inspections

Commercial & Mixed-Use (Prevention)



2025 Fire Life Safety Inspections

Multifamily Residential Buildings (Suppression)



Fire System Reliability

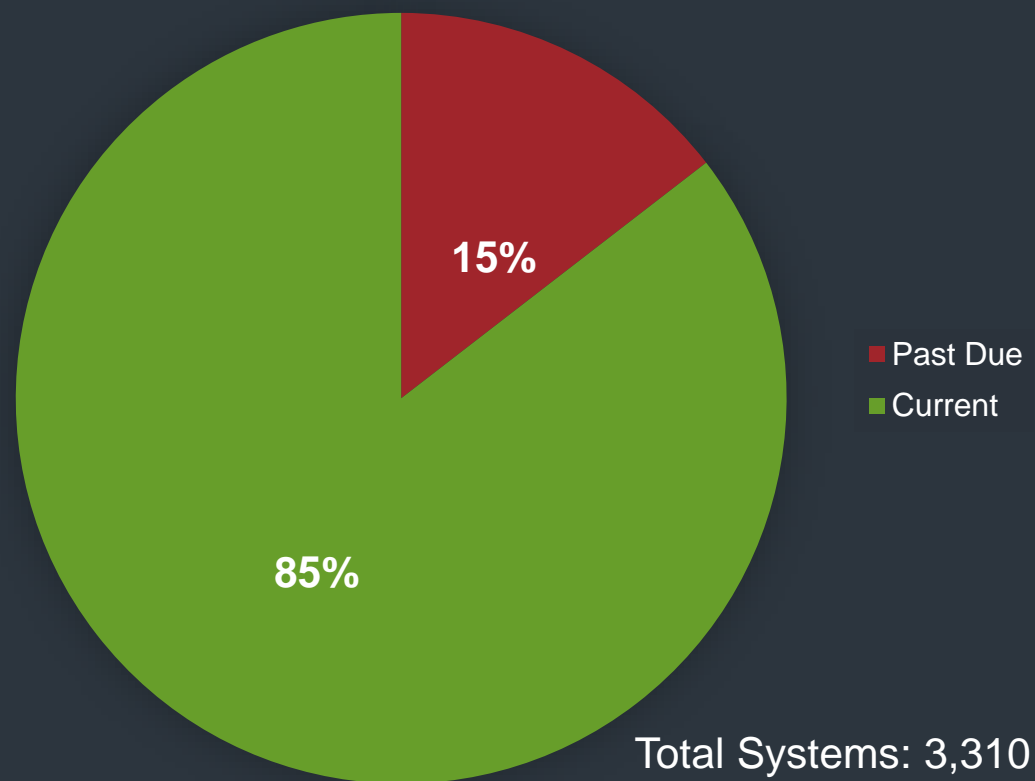


- Performance measurement:
 - Percentage of fire systems with current test reports
- Program Goals:
 - Ensure 100% of fire protection systems are inspected annually

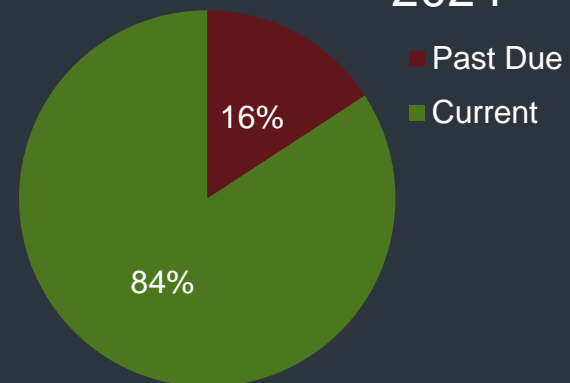
System Reliability



2025 Systems in Redmond

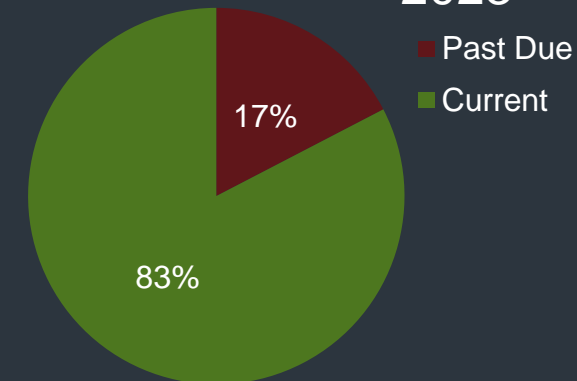


2024



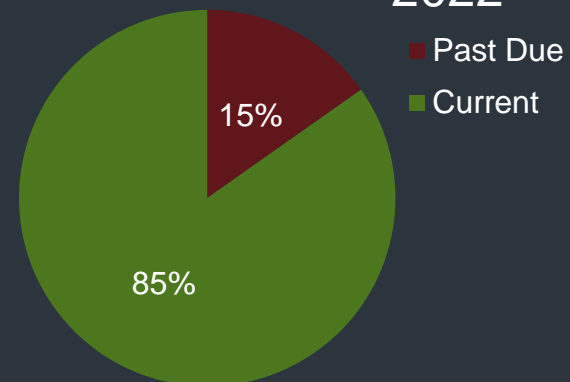
Total Systems: 3,250

2023



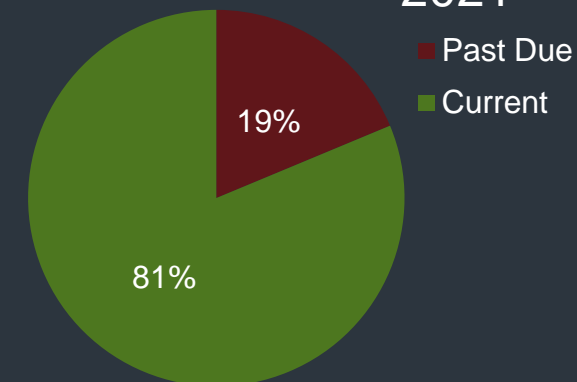
Total Systems: 3,078

2022



Total Systems: 3,028

2021



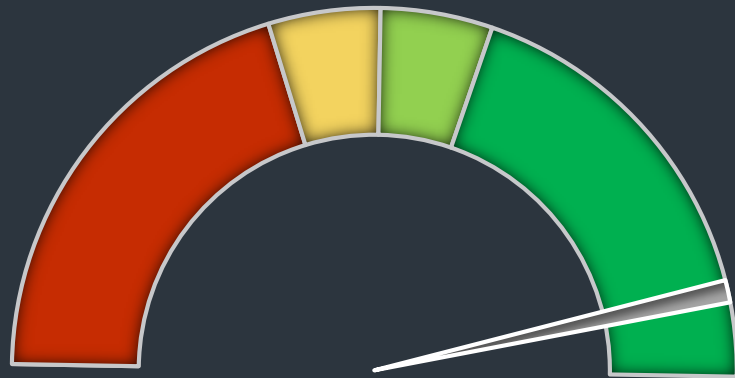
Total Systems: 3,029



Fire Investigation

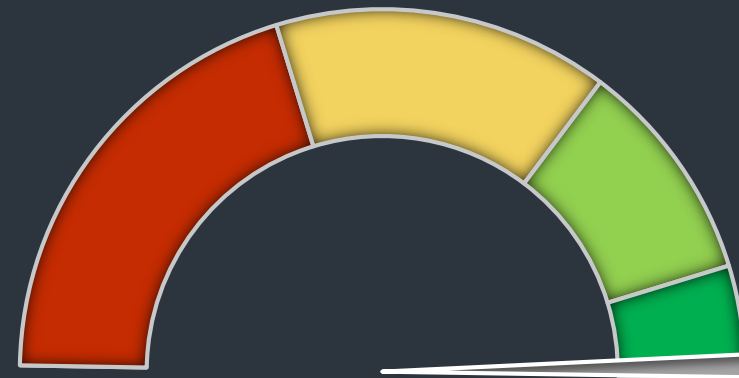
- Performance measurement:
 - Percentage of fires confined to object or room of origin
- Program Goals:
 - Keep annual rate of structure fire incidents at or below yearly population growth rate
 - Contain structure fires to room of origin 80% of the time or better
 - Zero civilian fire deaths
 - Prevent displacement for 95% of occupants impacted by fire

Outcomes (Jan 2020- July 2025)



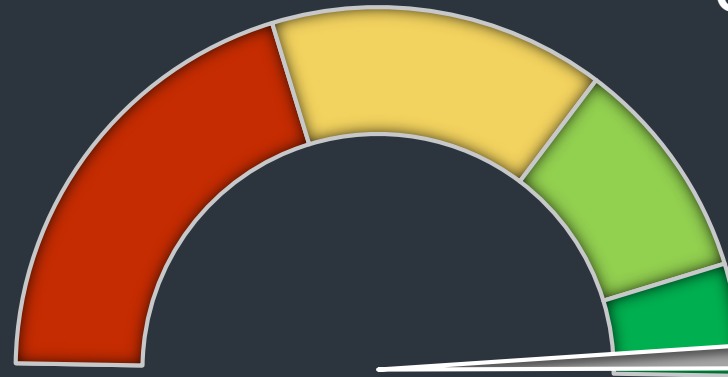
Fire Containment

93.1%



Continued Occupancy

99.6%



Value Saved*
*of investigated fires

98.9%

- Meeting or exceeding the goal
- Reasonably close to goal
- Not meeting goal, needs improvement
- Not meeting goal, expedient effort to improve performance

Zero civilian fire deaths

Fire Incidents by NFIRS* Code

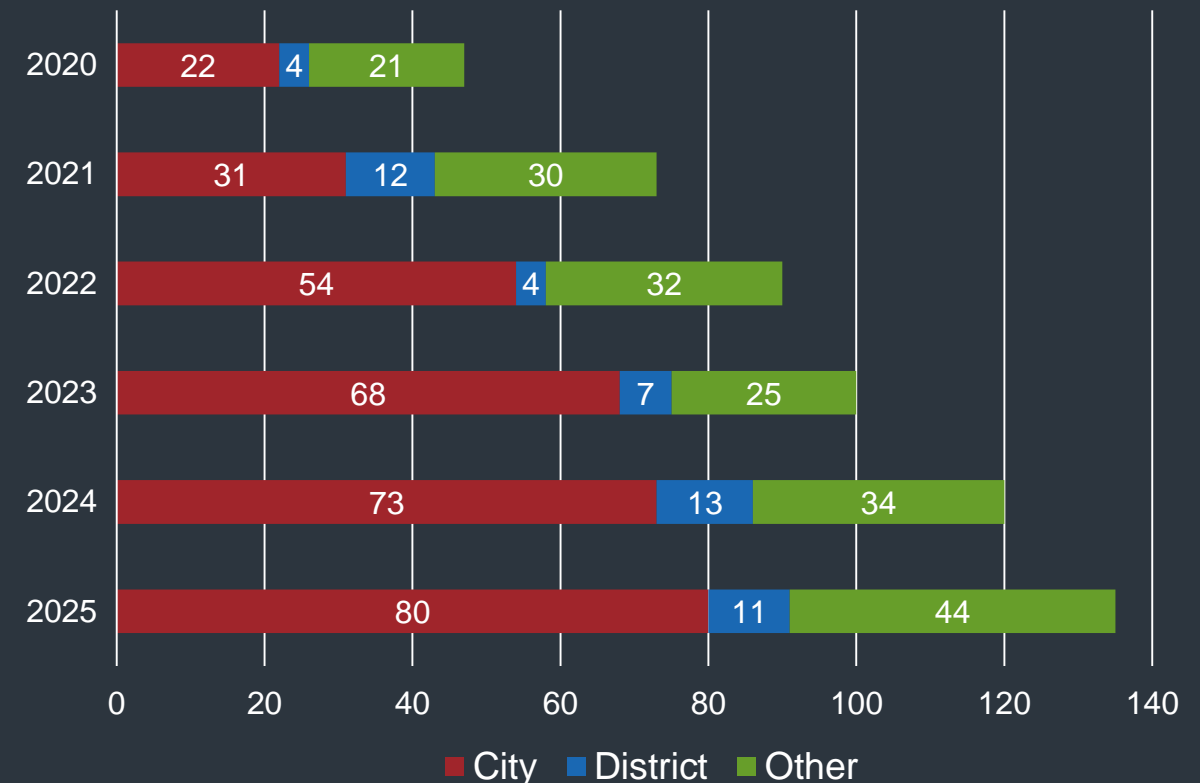


Code	2020	2021	2022	2023	2024	2025
100 - Fire, other	18	16	31	28	21	8
111 - Building fire	38	38	67	50	53	23
112 - Fires in structure other than in a building	1	2	0	1	7	1
113 - Cooking fire, contained to container	14	18	40	51	50	43
114 - Chimney or flue fire, confined to chimney or flue	2	3	5	3	2	1
117 - Commercial compactor fire, confined to rubbish	0	0	0	1	0	1
118 - Trash or rubbish fire contained	3	3	7	5	9	2
122 - Fire in Motorhome	1	1	0	0	0	0
123 - Fire in portable building, fixed location	0	1	1	1	0	0
130- Mobile property (vehicle) fire, other	0	2	0	1	1	0
131 - Passenger vehicle fire	7	14	15	23	11	11
132 - Road freight or transport vehicle fire	1	0	5	1	4	1
136 - Self-propelled motor home or recreational vehicle	1	0	0	0	0	0
137 - Camper or recreational vehicle (RV) fire	0	0	0	0	0	0
140 - Natural vegetation fire, other	19	29	38	46	15	11
141 - Forest, woods or wildland fire	3	3	1	4	3	0
142 - Brush or brush and grass mixture fire	6	11	12	21	20	5
143 - Grass fire	0	2	0	5	2	1
150 - Outside rubbish fire, other	5	8	11	7	7	5
151 - Outside rubbish, trash or waste fire	7	3	14	10	11	4
152- Garbage Dump	0	1	0	0	0	0
153 - Construction or demolition landfill fire	0	1	1	0	0	0
154 - Dumpster or other outside trash receptacle fire	6	9	6	9	9	7
155 - Outside stationary compactor/compacted trash fire	0	0	0	1	0	2
160 - Special outside fire, other	9	7	21	13	45	6
161 - Outside Storage	0	0	1	0	1	1
162 - Outside equipment fire	1	4	2	0	6	1
164 - Outside Mailbox	0	0	1	0	0	0
Blank, Unspecified	0	0	1	1	1	1
Total	142	176	280	282	278	135

Annual Totals: City, District, Other

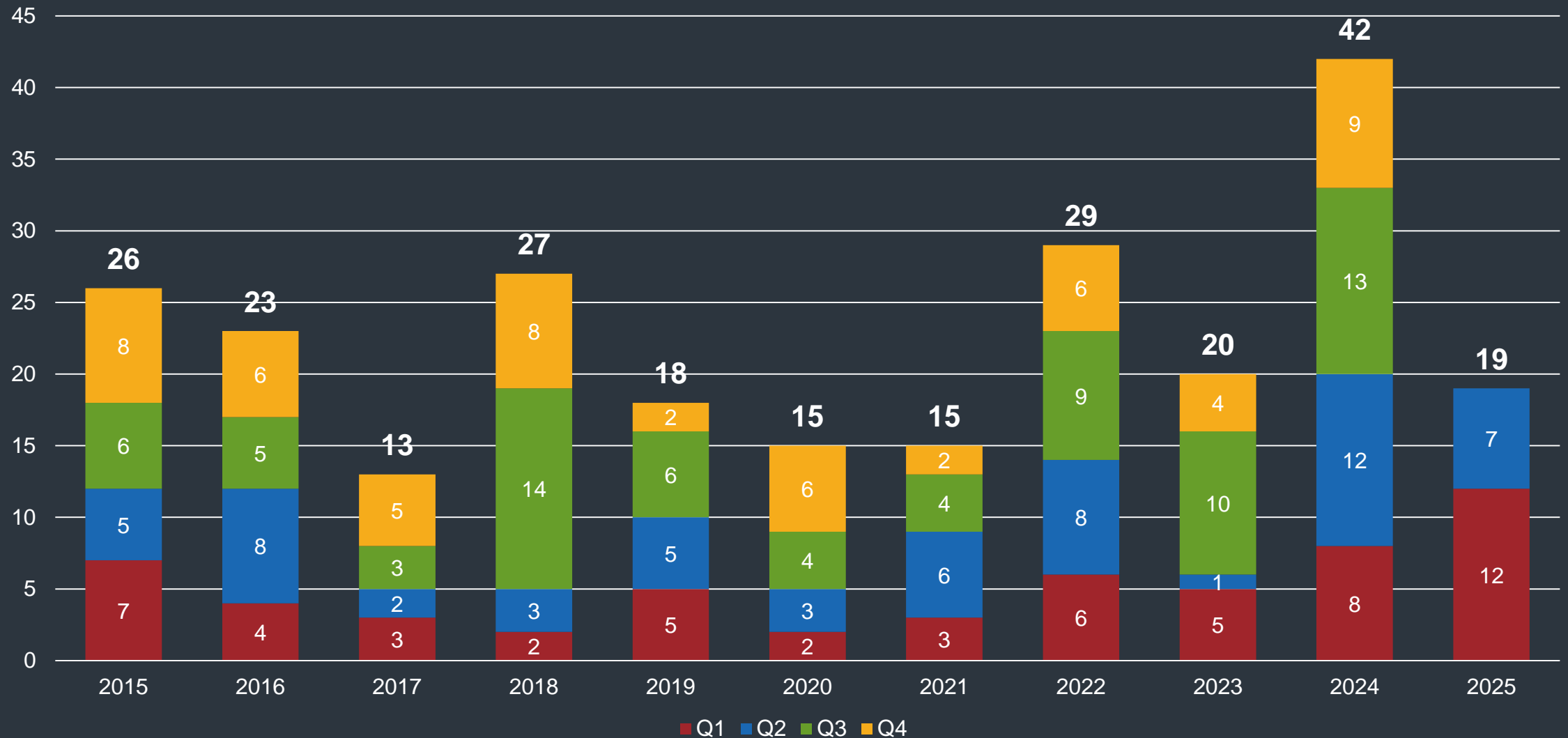
*National Fire Incident Reporting System

Fire Incident Totals by Year and Jurisdiction
Q1 & Q2
Quarter over Quarter



Investigated Fires

Years-at-a-Glance, 2015–2025



Highlighted Investigations



- Structure Fire – Single Family Residential
- Date: 2/9/2025
- Property value saved: 50%
- Est. Structure Loss: \$300,000
- Value: \$594,000*
- Not confined to area of origin
- Fire extinguished by RFD
- Occupancy rate post-fire: 0%

Highlighted Investigations



- Vehicle Fire
- Date: 2/12/2025
- Est. Value: \$25,000
- Est. Loss: \$25,000
- Confined to area of origin
- Fire extinguished by RFD

Highlighted Investigations



- Structure Fire – Single Family Residential
- Date: 3/10/2025
- Property value saved: 29.6%
 - Est. Structure Loss: \$30,000
 - Value: \$42,000
- Not confined to area of origin
- Fire extinguished by RFD
- Occupancy rate post-fire: 0%

Highlighted Investigations



- Structure Fire – Other
- Date: 3/31/2025
- Property value saved: 95.6%
 - Est. Structure Loss: \$15,000
 - Value: \$344,000
- Not confined to area of origin
- Fire extinguished by RFD

Highlighted Investigations



- Outdoor Fires
- Date: 6/15/2025
- Est. Value: \$3,000
 - Est. Loss: \$3,000
- Confined to area of origin
- Fire extinguished by RFD

Investigations, Q1



1/6/2025

- 161xx NE 83rd St
- Rubbish fire
- Smoldering fire in metal trash can by bus stop
- Suspicious in nature
 - Cause undetermined
- Contained to area of origin

1/15/2025

- 88xx 161st Ave NE
- Rubbish fire - commercial
- Rubbish fire started by individual outside QFC
- Suspicious in nature
 - Cause determined to be incendiary
- Contained to area of origin

1/19/2025

- 134xx NE 24th St
- Brush fire
- Person burning insulation off wire in woods
- Suspicious in nature
 - Cause determined to be incendiary
- Contained to area of origin

Investigations, Q1



1/20/2025

- 136xx NE 101st St
- Structure fire – single-family residential
- Fire on range in house under construction
- Cause determined to be incendiary
- Contained to area of origin

2/17/2025

- 81xx 161st Ave NE
- Rubbish fire – multi-family residential
- Small rubbish fire discovered by resident, extinguished by arrival
- Suspicious in nature
 - Cause determined to be incendiary
- Contained to area of origin

3/1/2025

- 124xx Red-Wood Rd NE
- Brush fire
- Glass bottles filled with paper towels and suspected accelerant located in nature reserve
- Suspicious in nature
 - Cause determined to be incendiary
- Contained to area of origin

Investigations, Q1



3/19/2025

- 27xx Tagore Ave NE
- Structure fire – multi- family residential
- Fire in trash chute
- Suspicious in nature
 - Cause undetermined
- Contained to area of origin

3/30/2025

- 183xx NE 98th Way
- Structure fire – multi-family residential
- Pile of trash burning outside communal laundry room of townhome
- Suspicious in nature
 - Cause determined to be incendiary
- Contained to area of origin

Investigations, Q2



4/6/2025

- 36xx W Lk Sammamish Pkwy NE
- Charcoal and a melted plastic traffic cone fire in Idylwood Park
- Suspicious in nature
 - Cause determined to be incendiary
- Contained to area of origin

4/23/2025

- NE 85th & 154th Ave NE
- Vehicle fire
- Fire on bus, notified by on-board alarm system
- Cause undetermined
- Contained to area of origin

6/17/2025

- 83xx 161st Ave NE
- Brush fire
- Bark fire started by fire in Honey Bucket
- Suspicious in nature
 - Cause determined to be incendiary
- Contained to area of origin

Investigations, Q2



6/17/2025

- 186xx 63rd Ave NE
- Structure fire – multi-family residential
- Cooking fire controlled by fire sprinkler
- Cause determined to be accidental
- Contained to area of origin

6/24/2025

- 122xx Red-Wood Rd NE
- Brush fire
- Fire on school lawn started by fireworks
- Suspicious in nature
 - Cause determined to be incendiary
- Contained to area of origin

6/24/2025

- 153xx NE 24th St
- Outdoor fire
- Small warming fire in transient camp
- Suspicious in nature
 - Cause determined to be incendiary
- Contained to area of origin

Thank You!



Any Questions?



Fire Marshal Rich
Gieseke
rgieseke@redmond.gov