

Fire Summary Report

Save vs. Loss Q4-2022

Committee of the Whole – Public Safety

February 21st, 2022

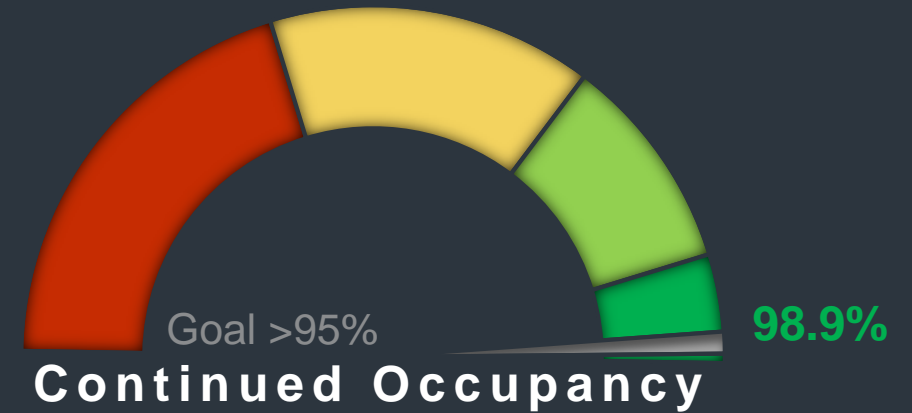
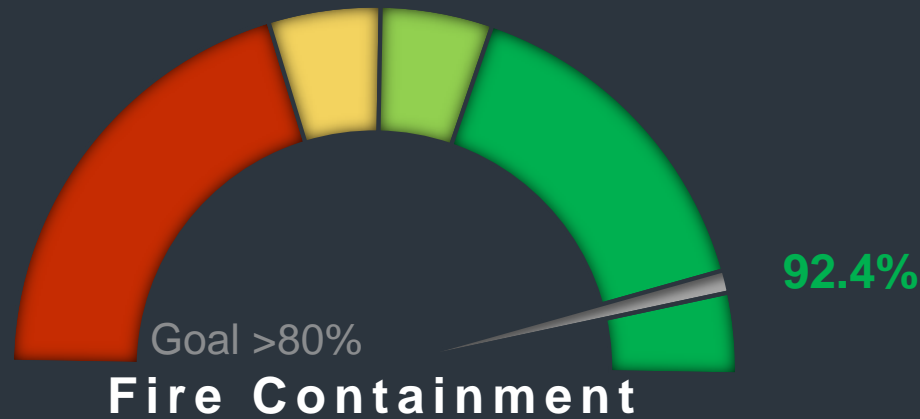




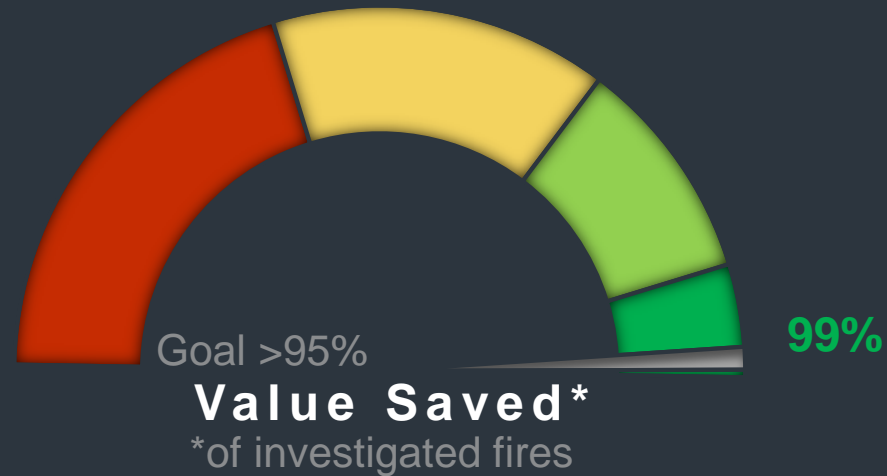
Purpose

This presentation provides a summary of fire incidents and an overview of fires investigated in the fourth quarter of 2022.

Outcomes (Jan 2019-December 2022)



- Meeting or exceeding the goal
- Reasonably close to goal
- Not meeting goal, needs improvement
- Not meeting goal, expedient effort to improve performance

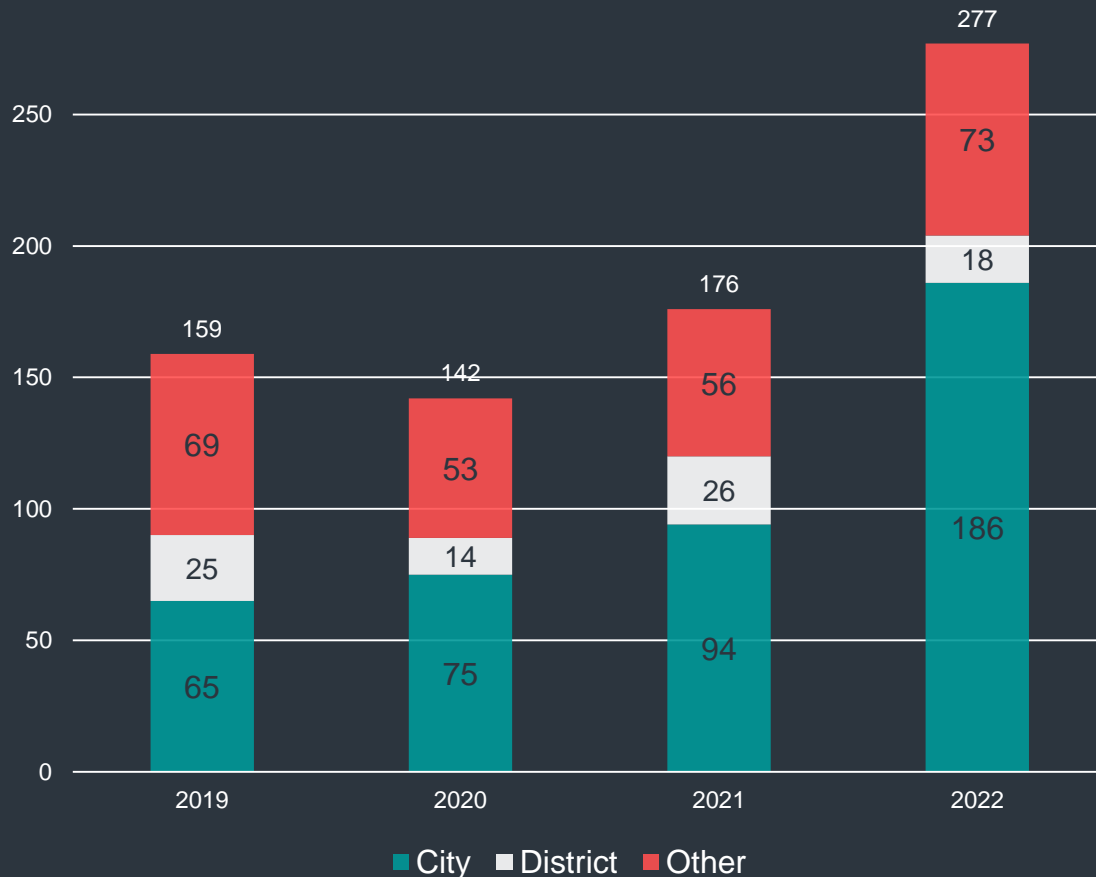


Zero civilian fire deaths

Fire Incidents by NFIRS* Code (Q4)



Fire Incident Totals by Year and Jurisdiction



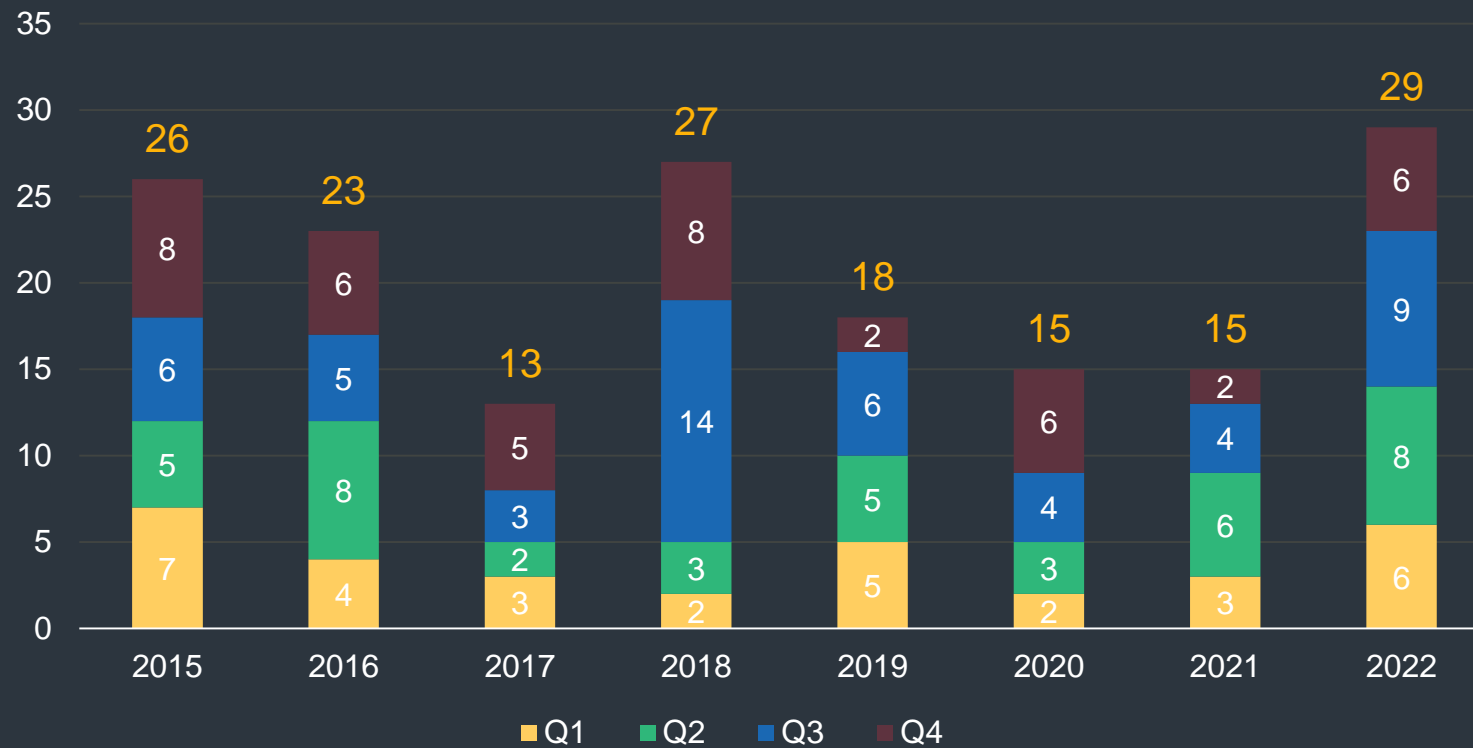
Code	2019	2020	2021	2022
100 - Fire, other	25	18	16	31
111 - Building fire	58	38	38	66
112 - Fires in structure other than in a building	0	1	2	0
113 - Cooking fire, contained to container	11	14	18	40
114 - Chimney or flue fire, confined for chimney or flue	0	2	3	4
117 - Commercial compactor fire, confined to rubbish	0	0	0	0
118 - Trash or rubbish fire contained	2	3	3	7
122 - Fire in Motorhome	0	1	1	0
123 - Fire in portable building, fixed location	0	0	1	1
130- Mobile property (vehicle) fire, other	1	0	2	0
131 - Passenger vehicle fire	9	7	14	15
132 - Road freight or transport vehicle fire	1	1	0	4
136 - Self-propelled motor home or recreational vehicle	0	1	0	0
137 - Camper or recreational vehicle (RV) fire	0	0	0	0
140 - Natural vegetation fire, other	13	19	29	38
141 - Forest, woods or wildland fire	3	3	3	1
142 - Brush or brush and grass mixture fire	11	6	11	12
143 - Grass fire	2	0	2	0
150 - Outside rubbish fire, other	5	5	8	11
151 - Outside rubbish, trash or waste fire	9	7	3	12
152- Garbage Dump	0	0	1	0
153 - Construction or demolition landfill fire	0	0	1	1
154 - Dumpster or other outside trash receptacle fire	5	6	9	5
155 - Outside stationary compactor/compacted trash fire	1	0	0	0
160 - Special outside fire, other	2	9	7	21
161 - Outside Storage	0	0	0	1
162 - Outside equipment fire	0	1	4	2
164 - Outside Mailbox	0	0	0	1
Blank, Unspecified	1	0	0	4
Total	159	142	176	277

*National Fire Incident Reporting System

Investigated Fires



Year at a Glance
2015 - 2022



Fire Investigation Summaries



Structure Fire Multi-Family Residential

- Date: 10/2/2022
- Property value saved: 99.8%
 - Est. Structure Loss: \$20,000
 - Value: \$10,895,500
- Confined to area of origin
- Fire extinguished by RFD
- Occupancy rate post fire is 97.9%



Fire Investigation Summaries



Structure Fire – Commercial

- Date: 10/18 & 10/19/2022
- Property value saved: 90.7%
 - Est. Structure Loss: \$100,000
 - Value: \$1,077,500
- Confined to area of origin
- Fire extinguished by RFD
- Occupancy rate post fire=66%



Fire Investigation Summaries



Car Fire

- Date: 11/15/2022
- Car Loss Value: \$6,000
- Confined to area of origin
- Extinguished by RFD



Fire Investigation Summaries



Other Fire - Outdoor

- Date: 11/22/2022
- Property value saved: 100%
 - KC Park and Ride
- Confined to area of origin
- Fire extinguished by RFD
- Occupancy rate post fire = 100%



Fire Investigation Summaries



Structure Fire – One or Two Family Residential

- Date: 12/1/2022
- Property value saved: 99%
 - Est. Structure Loss: \$1,000
 - Value: \$1,077,500
- Confined to area of origin
- Fire extinguished by RFD
- Occupancy rate post fire=100%



Fire Investigation Summaries



Structure Fire – Commercial

- Date: 12/10/2022
- Property value saved: 0%
 - Est. Structure Loss: \$1,500,000
 - KC Assessor Value: \$1,000
- Not confined to area of origin
- Fire extinguished by RFD
- Occupancy rate post fire=0%





Thank You

Any Questions?

AFM Rich Gieseke

RGieseke@redmond.gov

