

Fire Summary Report

Save vs. Loss Q3 2024

Committee of the Whole - Public Safety

November 19th, 2024

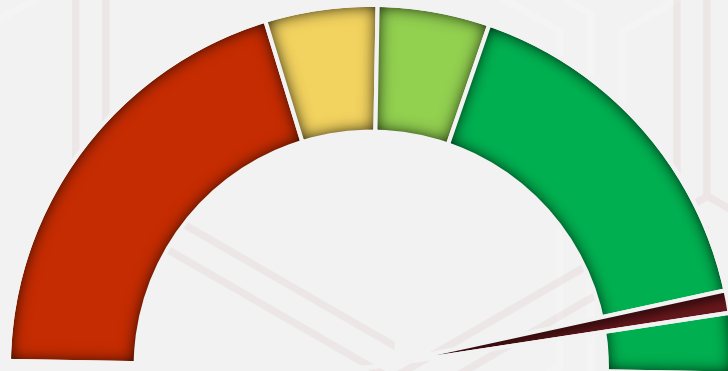


Purpose

This presentation provides a summary of fire incidents, and an overview of fires investigated in the third quarter of 2024.

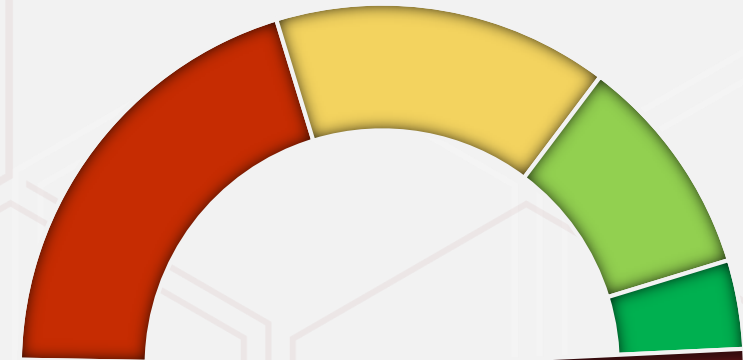


Outcomes (Jan 2019- September 2024)



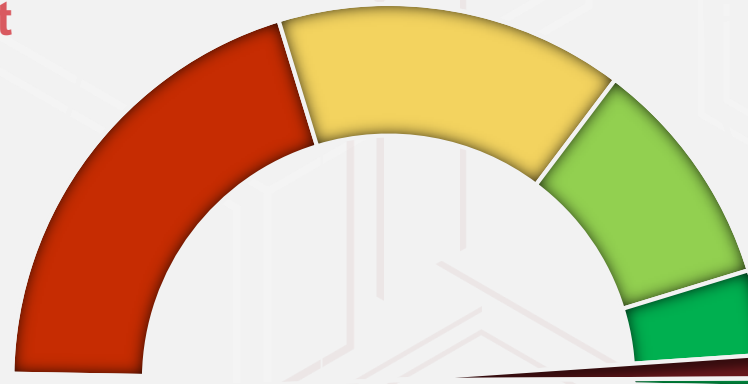
Fire Containment

94.3%



Continued Occupancy

99.6%



Value Saved*
*of investigated fires

98.8%

- Meeting or exceeding the goal
- Reasonably close to goal
- Not meeting goal, needs improvement
- Not meeting goal, expedient effort to improve performance

Zero civilian fire deaths



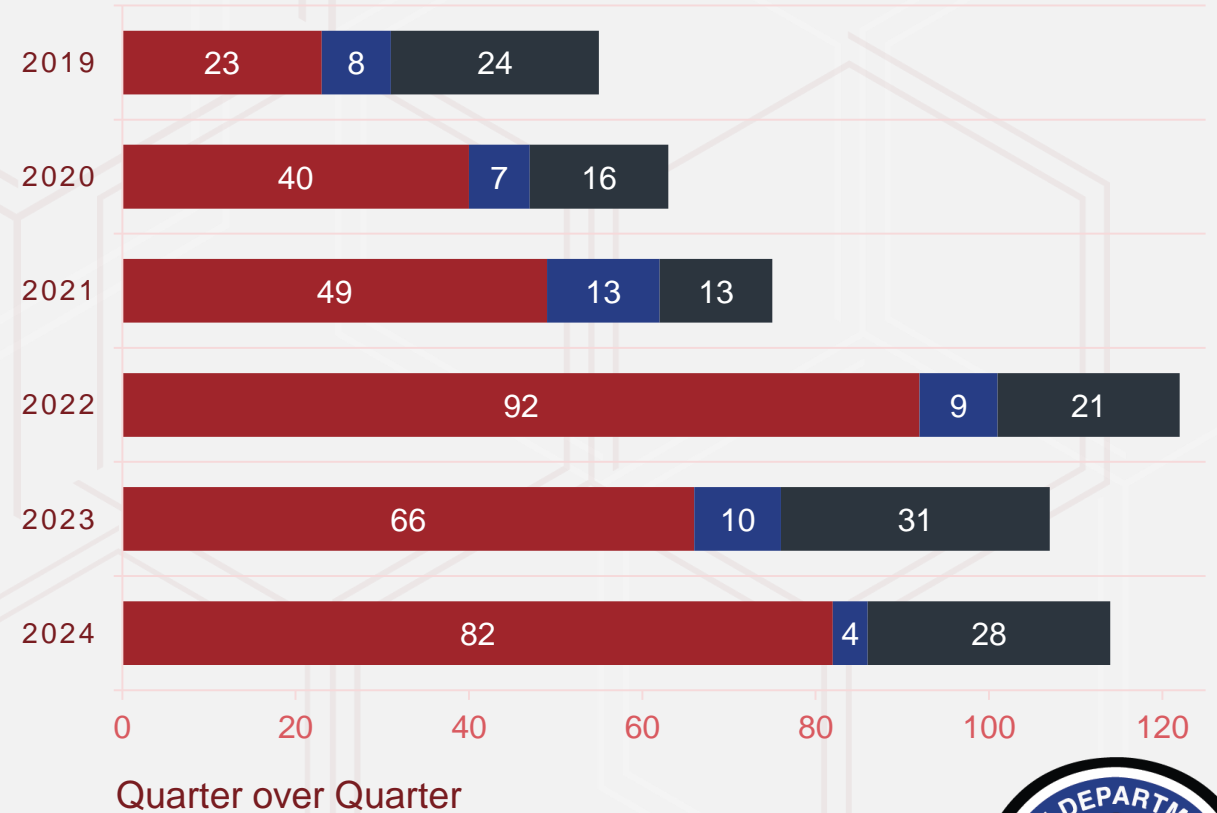
Fire Incidents by NFIRS* Code

Code	2019	2020	2021	2022	2023	2024
100 - Fire, other	25	18	16	31	28	19
111 - Building fire	58	38	38	67	50	40
112 - Fires in structure other than in a building	0	1	2	0	1	6
113 - Cooking fire, contained to container	11	14	18	40	51	37
114 - Chimney or flue fire, confined for chimney or flue	0	2	3	5	3	1
117 - Commercial compactor fire, confined to rubbish	0	0	0	0	1	0
118 - Trash or rubbish fire contained	2	3	3	7	5	8
122 - Fire in Motorome	0	1	1	0	0	0
123 - Fire in portable building, fixed location	0	0	1	1	1	0
130- Mobile property (vehicle) fire, other	1	0	2	0	1	1
131 - Passenger vehicle fire	9	7	14	15	23	11
132 - Road freight or transport vehicle fire	1	1	0	5	1	2
136 - Self-propelled motor home or recreational vehicl	0	1	0	0	0	0
137 - Camper or recrefeational vehicle (RV) fire	0	0	0	0	0	0
140 - Natural vegetation fire, other	13	19	29	38	46	15
141 - Forest, woods or wildland fire	3	3	3	1	4	3
142 - Brush or brush and grass mixture fire	11	6	11	12	21	20
143 - Grass fire	2	0	2	0	5	2
150 - Outside rubbish fire, other	5	5	8	11	7	4
151 - Outside rubbish, trash or waste fire	9	7	3	14	10	10
152- Garbage Dump	0	0	1	0	0	0
153 - Construction or demolition landfill fire	0	0	1	1	0	0
154 - Dumpster or other outside trash receptacle fire	5	6	9	6	9	8
155 - Outside stationary compactor/compacted trash fi	1	0	0	0	1	0
160 - Special outside fire, other	2	9	7	21	13	44
161 - Outside Storage	0	0	0	1	0	1
162 - Outside equipment fire	0	1	4	2	0	6
164 - Outside Mailbox	0	0	0	1	0	0
Blank, Unspecified	1	0	0	1	1	1
Total	159	142	176	280	282	239

Annual Totals: City, District, Other

Fire Incident Totals by Year and Jurisdiction

■ City ■ District ■ Other



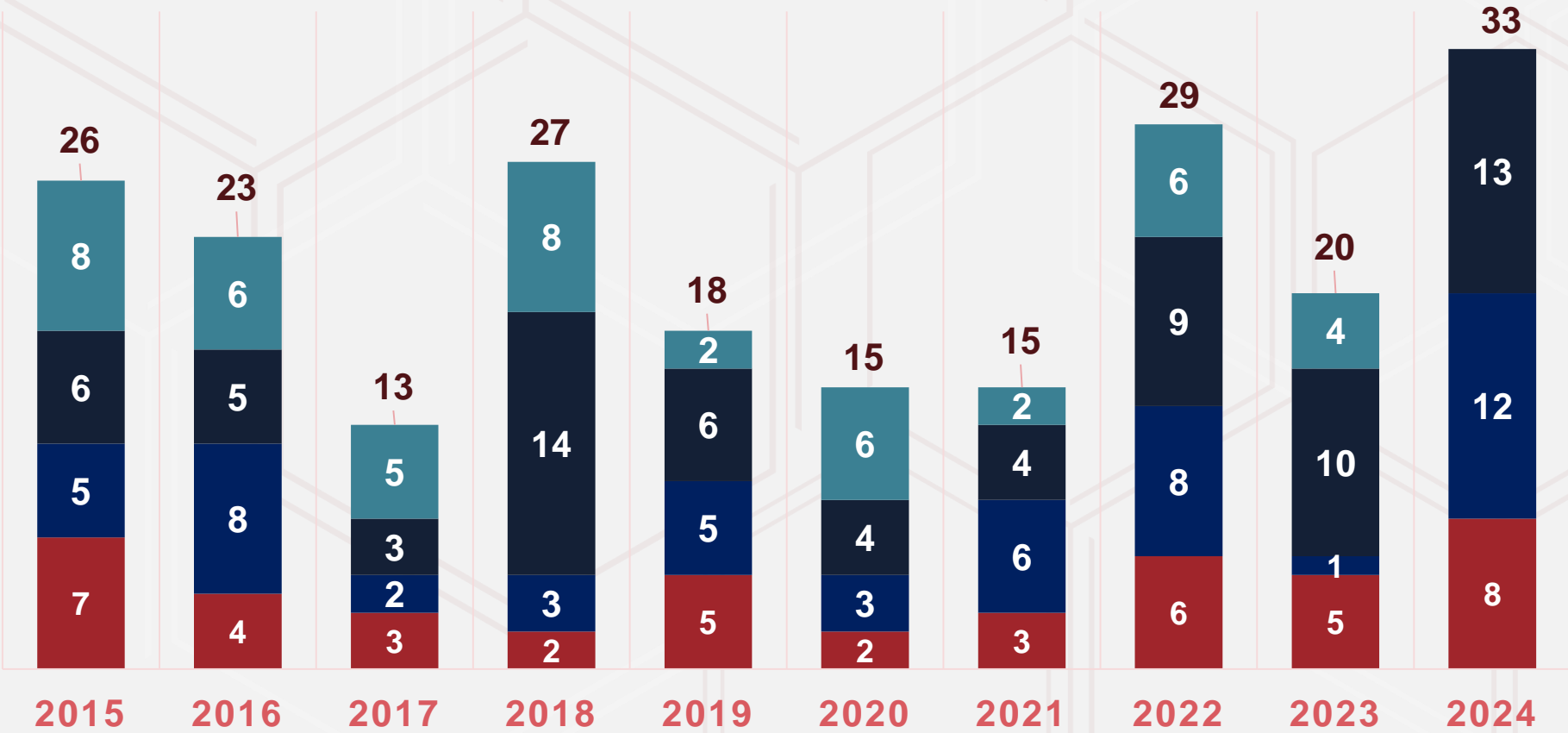
*National Fire Incident Reporting System



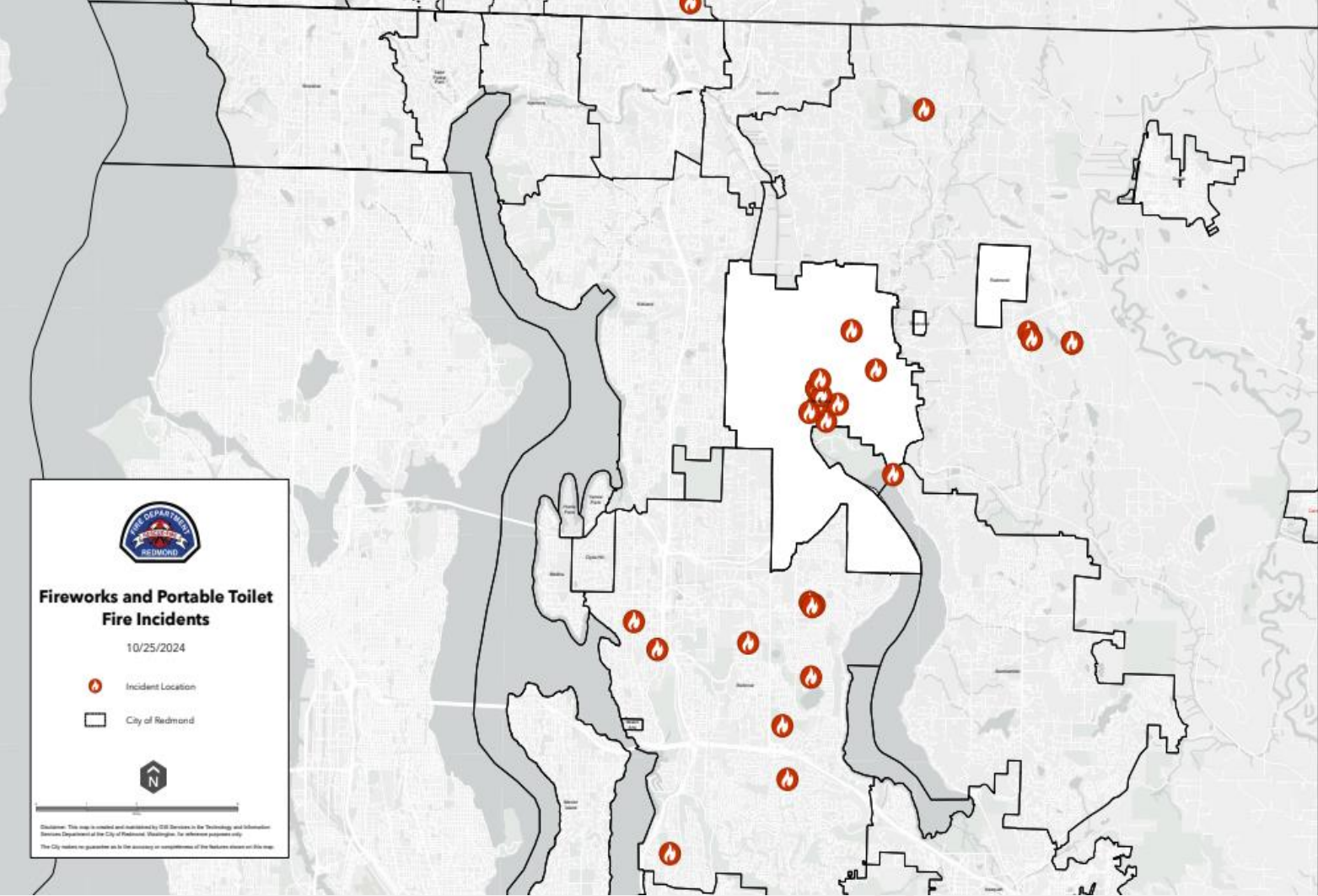
Investigated Fires

YEARS AT A GLANCE 2015 - 2024

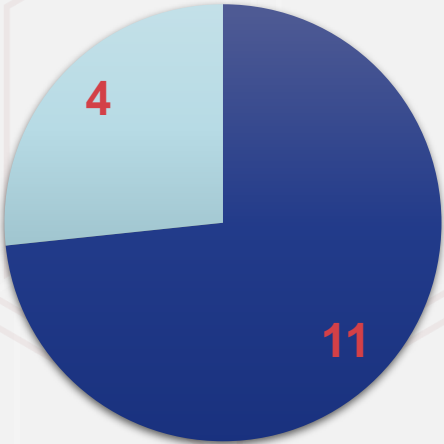
■ Q1 ■ Q2 ■ Q3 ■ Q4



Portable Toilet Fires



RFD Responses to Portable Toilet Fires



■ City ■ District

Data 1/1/2024-10/25/2024

Fire Investigation Summary Q3

- Outdoor Fire - Portable Toilet
- Date: 7/3/2024
- Property value saved: 0%
 - Est. content Loss: \$1,200
- Confined to area of origin
- Fire extinguished by RFD
- Occupancy rate post fire: N/A



Fire Investigation Summary Q3

- Outdoor Fire - Portable Toilet
- Date: 7/4/2024
- Property value saved: 0%
 - Est. content Loss: \$1,200
- Confined to area of origin
- Fire extinguished by RFD
- Occupancy rate post fire: N/A



Fire Investigation Summary Q3

- Structure Fire – Single Family Residential
- Date: 7/4/2024
- Property value saved: 72%
 - Est. Structure Loss: \$150,000
 - Value: \$537,000
- Not confined to area of origin
- Fire extinguished by RFD
- Occupancy rate post fire: 0%



Fire Investigation Summary Q3

- Outdoor Fire
- Date: 7/5/2024
- Property value saved: 0%
 - Est. Structure Loss: \$0
 - Value: \$0
- Confined to area of origin
- Fire extinguished by RFD
- Occupancy rate post fire: N/A




Fire Investigation Summary Q3

- Exterior - Public
- Date: 7/15/2024
- Value saved: 0%
 - Est. Vehicle Loss: \$10,000
 - Est. Value: \$10,000
- Confined to area of origin
- Fire extinguished by RFD
- Occupancy rate post fire: N/A



Fire Investigation Summary Q3

- 2 Outdoor Brush Fires
- Date: 7/17/2024
- Property value saved: 0%
 - Est. Structure Loss: \$0
 - Value: N/A
- Confined to areas of origin
- Fires extinguished by RFD
- Occupancy rate post fire: N/A





Fire Investigation Summary Q3

- Structure Fire – Commercial
- Date: 7/19/2024
- Property value saved: 0%
 - Est. Structure Loss: \$750,000
 - Value: \$1,000
- Not confined to area of origin
- Fire extinguished by RFD
- Occupancy rate post fire 85%



Fire Investigation Summary Q3

- Outdoor Brush Fire
- Date: 8/14/2024
- Property value saved: 0%
 - Est. Structure Loss: \$0
 - Value: N/A
- Confined to area of origin
- Fire extinguished by RFD
- Occupancy rate post fire: N/A



Fire Investigation Summary Q3

- Outdoor Fire - Portable Toilet
- Date: 8/21/2024
- Property value saved: 0%
 - Est. Content Loss: \$1,200
- Confined to area of origin
- Fire extinguished by RFD
- Occupancy rate post N/A



Fire Investigation Summary Q3

- Structure Fire – Single Family
- Date: 8/31/2024
- Property value saved: 57%
 - Est. Structure Loss: \$100,000
 - Value: \$230,000
- Confined to room of origin
- Fire extinguished by RFD
- Occupancy rate post fire: 0%



Fire Investigation Summary Q3

- Structure Fire – Multi-Family
- Date: 9/6/2024
- Property value saved: 99.9%
 - Est. Structure Loss: \$5,000
 - Value: \$55,327,167
- Confined to area of origin
- Fire extinguished by RFD
- Occupancy rate post fire: 100%



Fire Investigation Summary Q3

- Structure Fire – Multi-Family
- Date: 9/22/2024
- Property value saved: 99.8%
 - Est. Structure Loss: \$1,000
 - Value: \$484,160
- Confined to area of origin
- Fire extinguished by RFD
- Occupancy rate post fire: 100%



Thank You

Any Questions?

FM Rich Gieseke

RGieseke@redmond.gov

