

# Fire Summary Report

## Save vs. Loss Q4-2021

---

Committee of the Whole – Public Safety

February 15, 2022



Redmond  
WASHINGTON



# Purpose

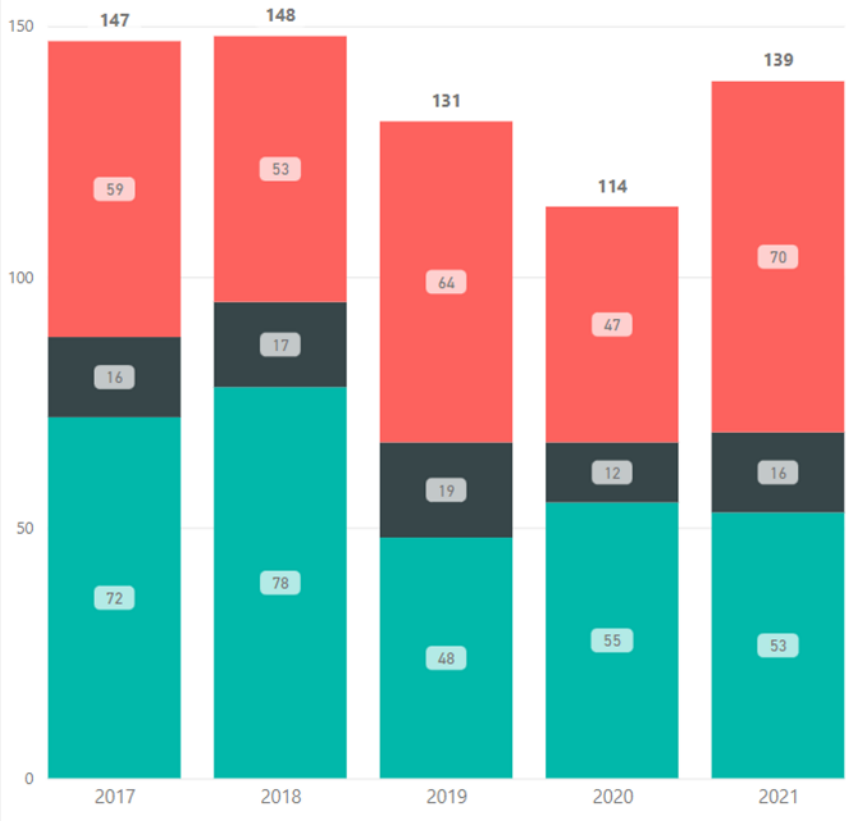
This presentation provides a summary of fire incidents and an overview of fires investigated in the fourth quarter of 2021.



# Fire Incidents by NFIRS\* Code (Q4)

**Fire Incident Totals by Year & Jurisdiction**

● City ● FD34 ● Other



**Fire Incidents by NFIRS Code & Year**

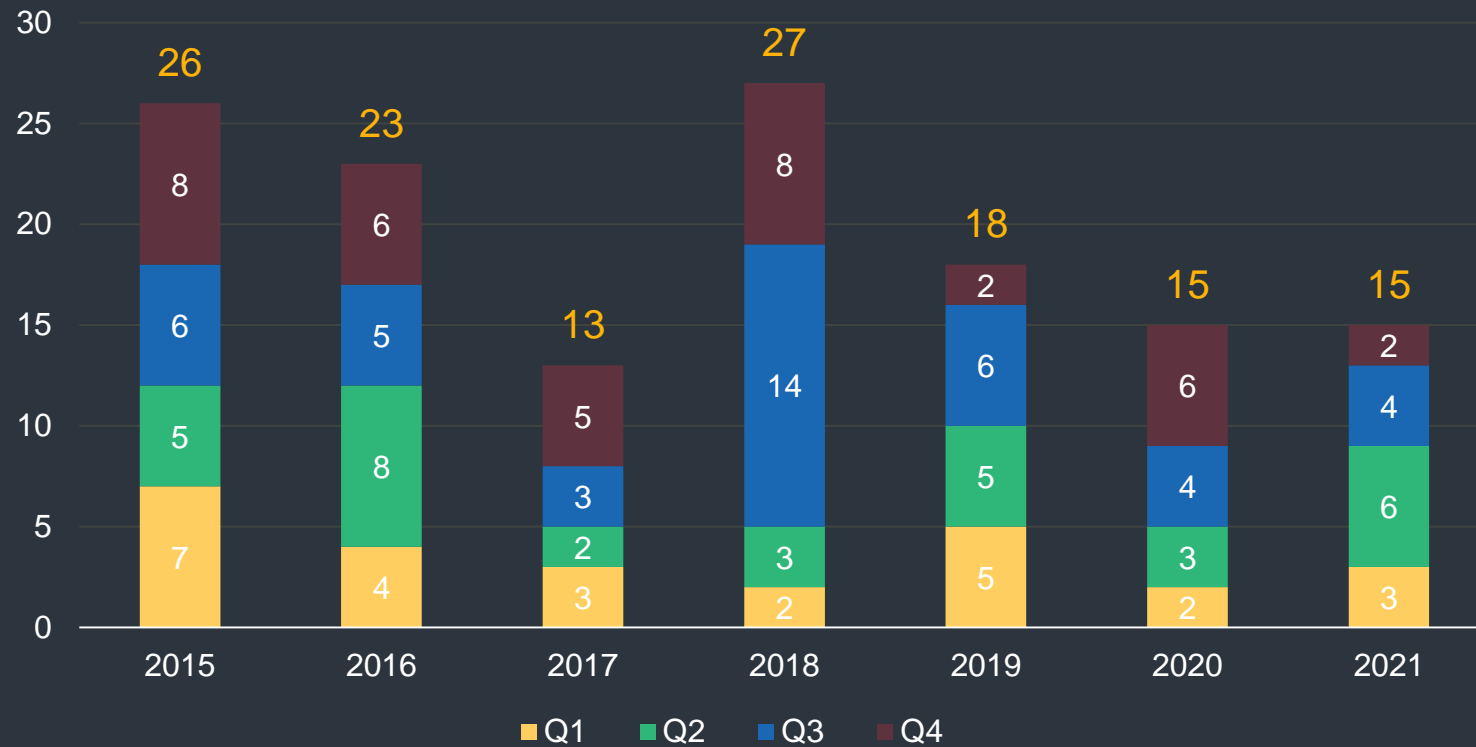
Code	2017	2018	2019	2020	2021
100 - Fire, other	30	20	27	18	19
111 - Building fire	45	52	55	37	44
112 - Fires in structure other than in a building	2	2		1	3
113 - Cooking fire, confined to container	21	24	11	15	19
114 - Chimney or flue fire, confined to chimney or flue	5	2	1	2	3
117 - Commercial Compactor fire, confined to rubbish	1				
118 - Trash or rubbish fire, contained		3	2	3	3
130 - Mobile property (vehicle) fire, other		3	1	1	2
131 - Passenger vehicle fire	20	14	10	6	14
132 - Road freight or transport vehicle fire		2	1	1	
136 - Self-propelled motor home or recreational vehicle		1		1	
137 - Camper or recreational vehicle (RV) fire	2				
150 - Outside rubbish fire, other	2	2	6	5	8
151 - Outside rubbish, trash or waste fire	5	9	9	7	3
153 - Construction or demolition landfill fire					1
154 - Dumpster or other outside trash receptacle fire	5	11	5	7	9
155 - Outside stationary compactor/compacted trash fire			1		
160 - Special outside fire, other	5	2	2	8	7
162 - Outside equipment fire	4	1		2	4
<b>Total</b>	<b>147</b>	<b>148</b>	<b>131</b>	<b>114</b>	<b>139</b>

\*National Fire Incident Reporting System

# Investigated Fires



Year at a Glance  
2015 - 2021



# Fire Investigation Summaries



## Multi-Family Residential

- Date: 10/15/2021
- Property value saved: 100%
  - Est. Structure Loss: \$0
  - Value: \$7,166,300
  - Small fire in cabinet, suspected arson
- Confined to room of origin
- Fire extinguished by RFD



# Fire Investigation Summaries



## Multi-Family Residential

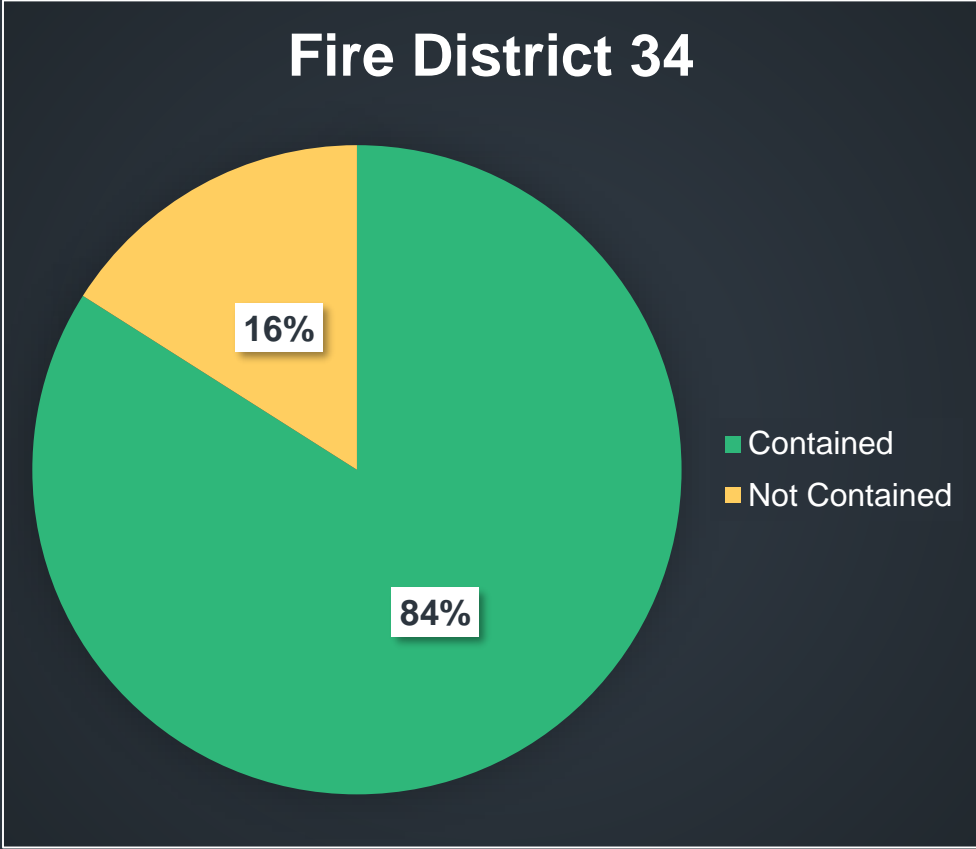
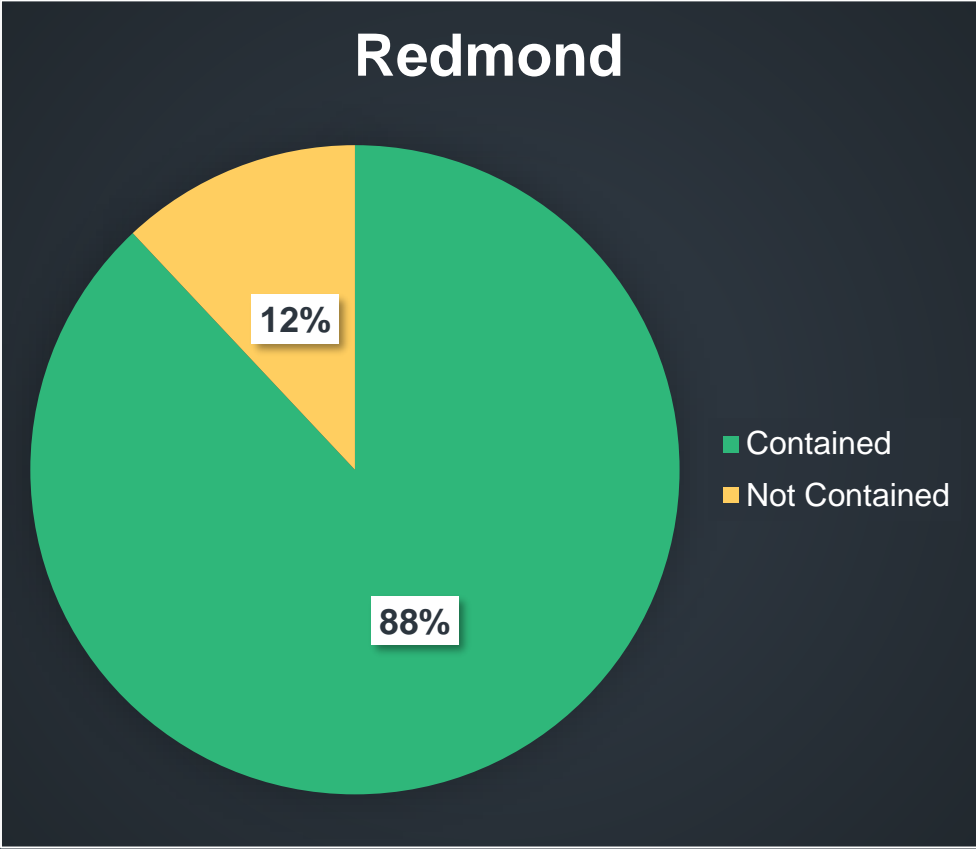
- Date: 12/13/2021
- Property value saved: 99.3%
  - Est. Structure Loss: \$9,000
  - Value: \$1,311,015
- Not confined to room of origin
- Fire extinguished by occupant with portable extinguisher





# Average % Contained to Origin

The charts below display the average for fire incidents that were contained to room or object of origin between January 2018 – December 2021.





# Thank You



Any Questions?

AFM Rich Gieseke

[rgieseke@redmond.gov](mailto:rgieseke@redmond.gov)



**Redmond**  
WASHINGTON