

Fire Summary Report

Save vs. Loss Q1-2022

Committee of the Whole – Public Safety

May 17, 2022

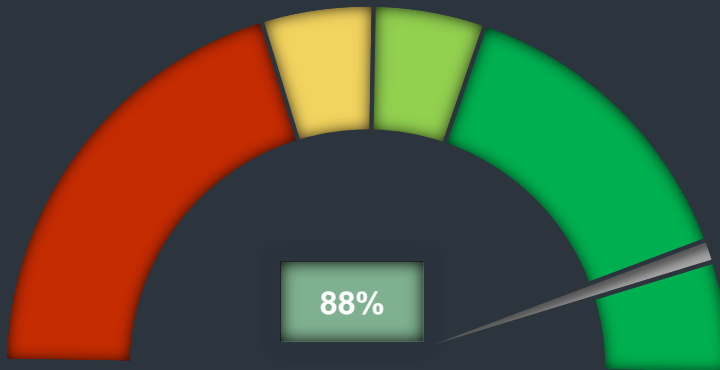




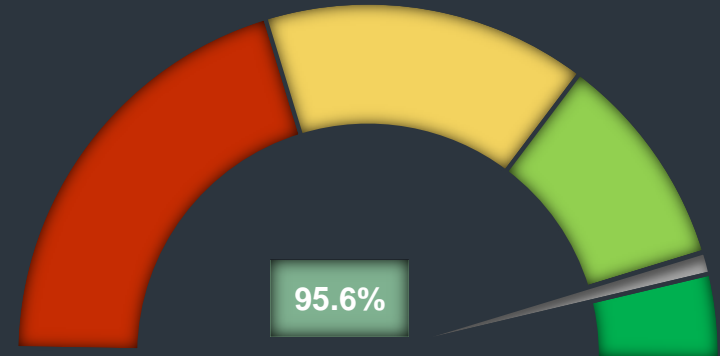
Purpose

This presentation provides a summary of fire incidents and an overview of fires investigated in the first quarter of 2022.

Outcomes (January 2019-March 2022)

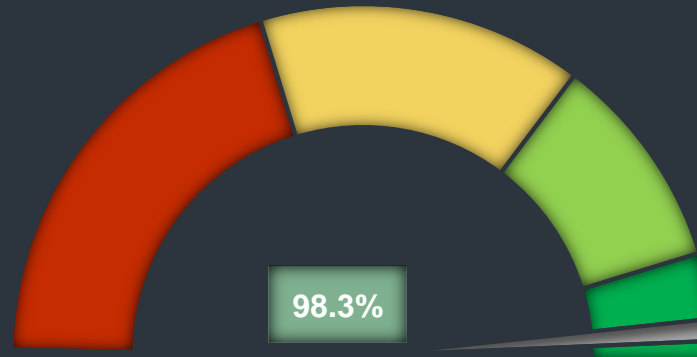


Fire Containment



Continued Occupancy

- Meeting or exceeding the goal
- Reasonably close to goal
- Not meeting goal, needs improvement
- Not meeting goal, expedient effort to improve performance



Value Saved

No civilian fire deaths

Fire Incidents by NFIRS* Code (Q1)



Fire Incident Totals by Year & Jurisdiction



Fire Incidents by NFIRS Code & Year

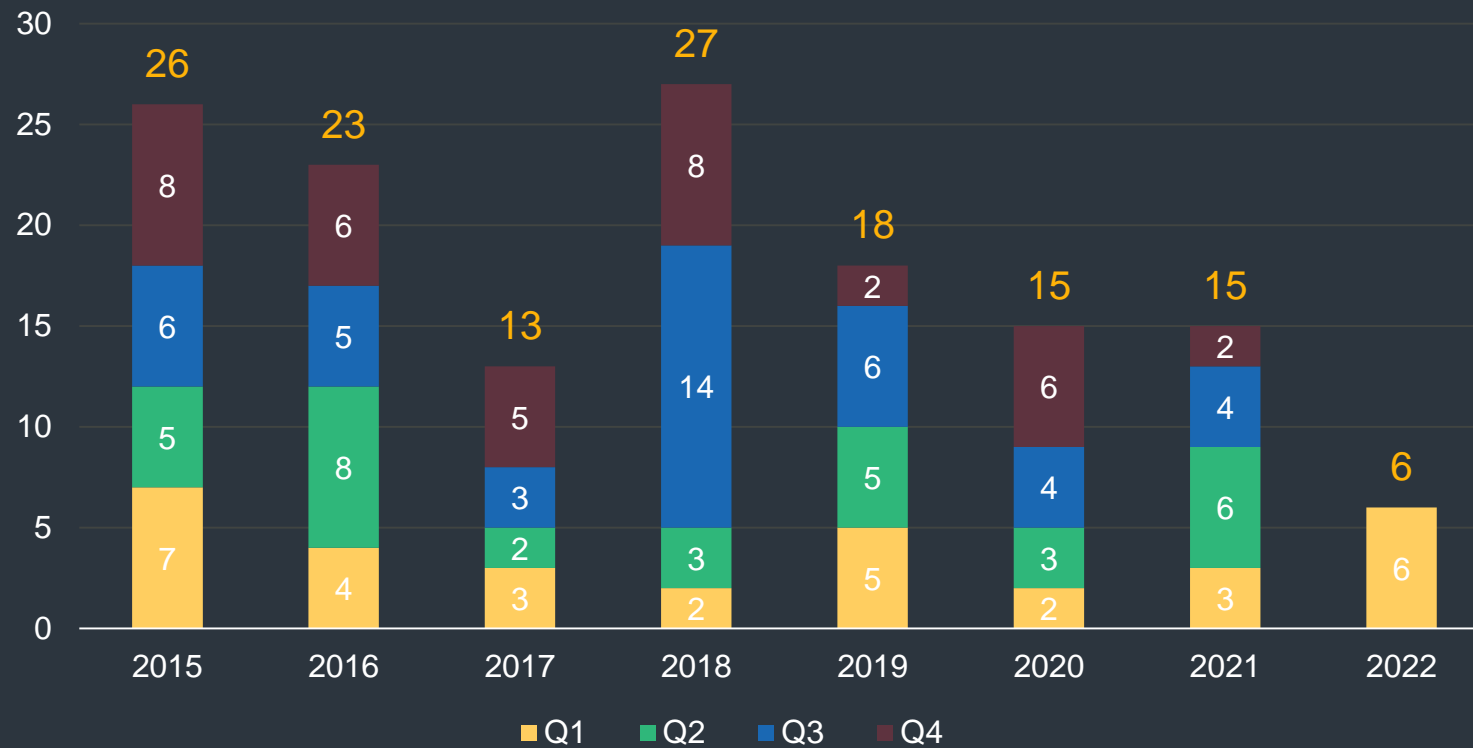
Code	2018	2019	2020	2021	2022
100 - Fire, other	7	6	5	5	8
111 - Building fire	16	23	5	6	15
113 - Cooking fire, confined to container	5	2	2	2	5
114 - Chimney or flue fire, confined to chimney or flue	2	1		3	1
118 - Trash or rubbish fire, contained	1	1			
130 - Mobile property (vehicle) fire, other		1	1	1	
131 - Passenger vehicle fire	3	3		3	2
132 - Road freight or transport vehicle fire			1		1
150 - Outside rubbish fire, other	1	3	1	2	
151 - Outside rubbish, trash or waste fire	3	3			2
153 - Construction or demolition landfill fire				1	
154 - Dumpster or other outside trash receptacle fire	2	1	3	2	1
160 - Special outside fire, other		1	1		
162 - Outside equipment fire	1			1	
Total	41	45	19	26	35

*National Fire Incident Reporting System

Investigated Fires



Year at a Glance
2015 - 2022





Fire Investigation Summaries

Structure Fire - Commercial

- Date: 1/12/2022
- Property value saved: 99.9%
 - Est. structure loss: \$500
 - Value: \$706,000
- Confined to area of origin
- Fire self extinguished
- Occupancy rate post fire = 100%





Fire Investigation Summaries

Structure Fire - Commercial

- Date: 1/13/2022
- Property value saved: 73.9%
 - Est. structure loss: \$1,000,000
 - Value: \$3,833,000
- Not confined to area of origin
- Extinguished by RFD
- Occupancy rate post fire = 0%





Fire Investigation Summaries

Structure Fire - Multi-Family

- Date: 1/15/2022
- Property value saved: 57.2%
 - Est. structure loss: \$250,000
 - Value: \$585,000
- Not confined to area of origin
- Extinguished by RFD
- Occupancy rate post fire = 75%





Fire Investigation Summaries

Structure Fire - Multi-Family

- Date: 1/30/2022
- Property value saved: 99.8%
 - Est. structure loss: \$15,000
 - Value: \$8,057,348
- Confined to area of origin
- Extinguished by RFD
- Occupancy rate post fire = 97%





Fire Investigation Summaries

Structure Fire - Commercial

- Date: 1/25/2022
- Property value saved: 91.3%
 - Est. structure loss: \$40,000
 - Value: \$460,431
- Confined to area of origin
- Extinguished by RFD
- Occupancy rate post fire = 100%





Fire Investigation Summaries

Structure Fire - Mixed Use

- Date: 3/21/2022
- Property value saved: 99.9%
 - Est. structure loss: \$3,000
 - Value: \$37,117,000
- Confined to area of origin
- Extinguished by RFD
- Occupancy rate post fire = 99%





Thank You

Any Questions?

AFM Rich Gieseke

RGieseke@redmond.gov

