

2023-2028 Transportation Improvement Program (TIP)

.....
October 18, 2022

Josh Mueller and Vangie Garcia

Planning and Community Development







Agenda

- Brief overview of annual update
- Changes to this year's TIP
- Public Hearing
- Council Adoption

Developing the Annual TIP Update



Long range planning
20-30 years



Mid range planning
15-20 years

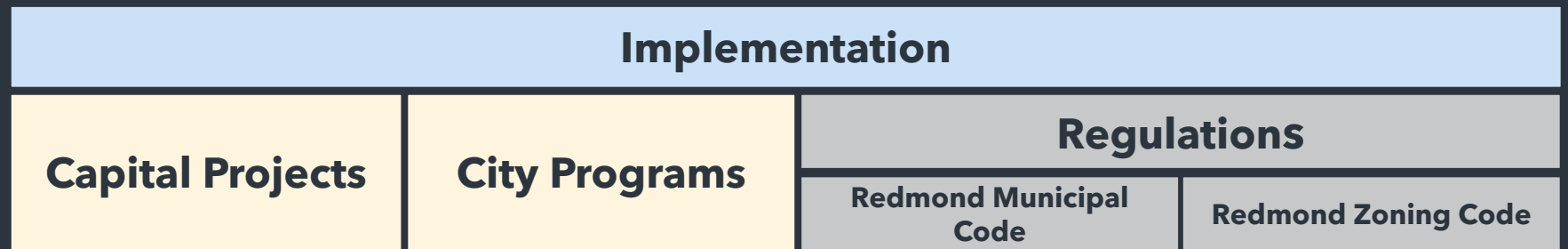
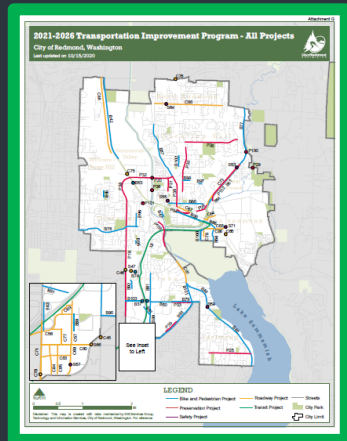
TIP
Short range
6 years



Updated every 8-10 years, amendments throughout the year



Transportation Master Plan (TMP) updated every 6-8 years, last update 2013



updated every year



Community Involvement




Environmental Review



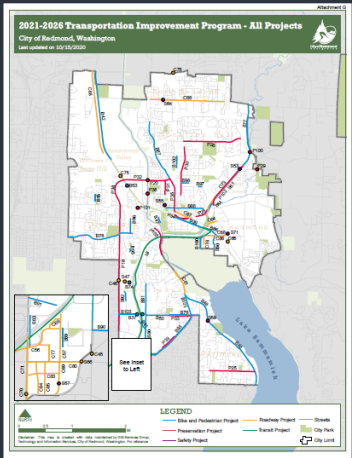
What is the TIP?

- Short-range transportation planning document
- Mandated per state law to be updated annually
- Includes transportation programs and projects that:
 - Reflect current Council priorities and goals
 - Have been identified in the Capital Investment Strategy (CIS)
 - Have developer commitments or external funding
- Can be used as a resource for budget decisions
- Allows the City to apply for grants for included projects

The CIS Framework



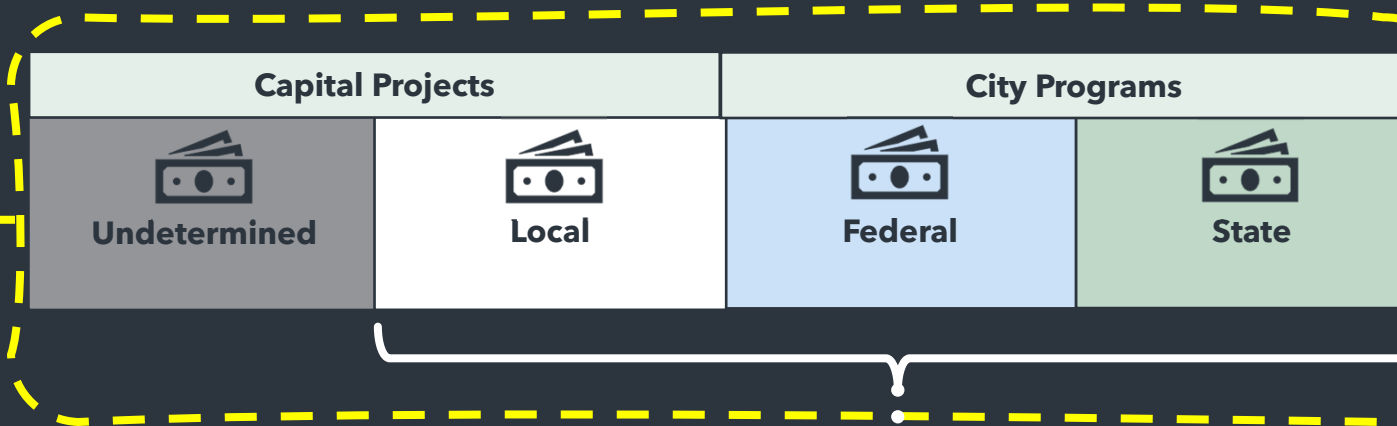
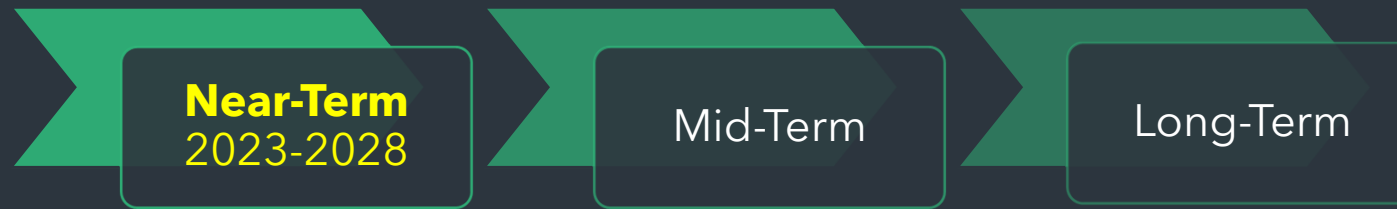
updated every
2 years



**Transportation
Improvement
Program (TIP)**
updated annually

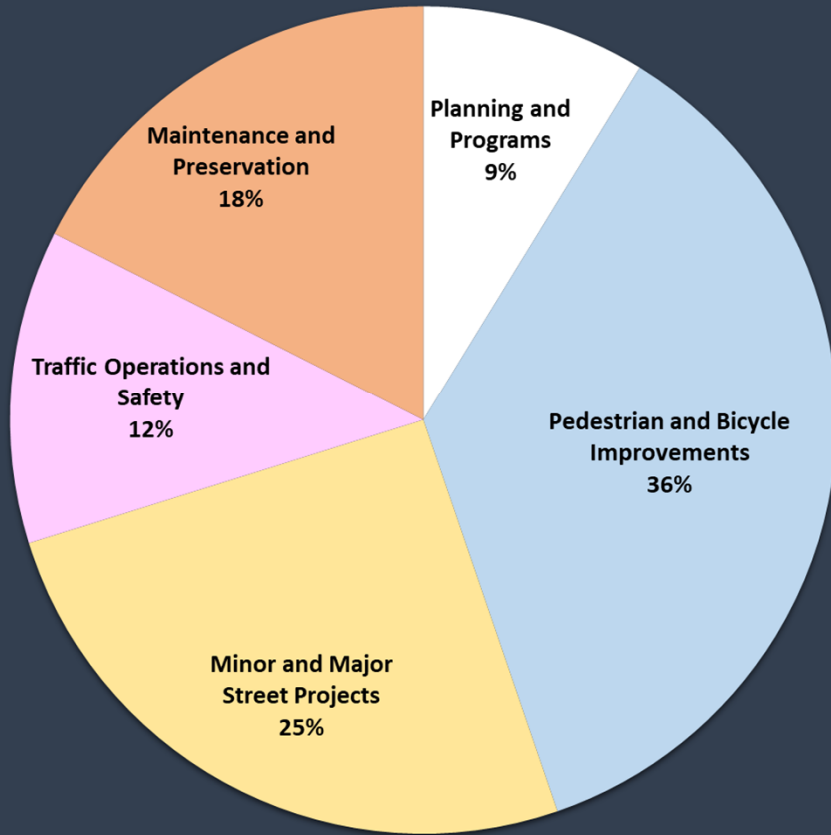


Consists of near, mid, and long-term investments consistent with Comp Plan Vision



**Capital
Investment
Program (CIP)**
updated with
biennial budget

Number of TIP Projects by Category



Summary of TIP Projects

- TIP not required to be fiscally constrained
- Projects with undetermined funding are potential candidates for grants
- Funding allocations are typically what changes most frequently each year

Type/Category	# of TIP projects	candidate projects	Local*		Federal		State		Undetermined		2023-2028 Subtotal
			(\$000s)	% allocated	(\$000s)	% allocated	(\$000s)	% allocated	(\$000s)	% allocated	
Planning and Programs	10	0	9,898	100%	0	0%	0	0%	0	0%	9,898
Pedestrian and Bicycle Improvements	41	19	54,144	47%	12,574	11%	1,518	1%	46,256	40%	114,492
Minor and Major Street Projects	29	9	53,457	22%	3,162	1%	69,149	29%	115,176	48%	240,944
Traffic Operations and Safety	14	7	3,525	35%	0	0%	0	0%	6,593	65%	10,118
Maintenance and Preservation	20	9	41,205	51%	5,477	7%	0	0%	34,661	43%	81,343
			\$ 162,229		\$ 21,213		\$ 70,667		\$ 202,686		\$ 456,795

*Local funds consist of tax revenues, impact fees, developer contributions, etc.

Highlight of TIP Changes

- Three projects were completed or will be complete by the time of this year's TIP update:

TIP #	Project Name
P32	NE 90 th St Pavement Rehabilitation <i>Willows Road to Redmond-Woodinville Road</i>
P36	NE 85 th Street Bridge Deck Overlay
P104	Pavement Management Project - 2021-2022

- Projects were revised or added that reflect inclusion in the CIS list and/or projects that have commitment from external funding sources, such as new grants.

Highlight of TIP Changes

Some highlights of federal funded projects from recent months:

Type of Award	Project Name	Amount	Project Phase	Current Status
Increase federal share	Avondale Road Preservation (North of Union Hill Road to NE 90 th St)	\$15,125	Design	Design underway
Increase federal share	NE 40 th Street Shared Use Path (156 th Ave NE to 163 rd Ave NE)	\$540,000	Construction	Construction underway
Increase federal share	NE 90 th Street Preservation (Redmond Way to Willows Road)	\$495,000	Construction	Construction substantially complete
Increase federal share	152 nd Avenue NE Improvements (NE 24 th St to NE 28 th St)	\$1,912,500	Construction	Construction to begin soon
New	154 th Ave NE Preservation (Redmond Way to NE 85 th Street)	\$1,445,000	Design (2025), Construction (2026)	Not yet started

Timeline



1. Planning and Public Works
Committee of the Whole

✓ Sept. 6

2. Council Staff Report

✓ Sept. 20

3. Public Hearing Notice

✓ Oct. 4

4. Public Hearing

• **Oct. 18**



Recommendation

- Move forward with the Public Hearing





Thank You



Any Questions?

