

# City of Redmond



## Agenda Study Session

**Tuesday, June 28, 2022  
7:00 PM**

**City Hall: 15670 NE 85th Street; Remote: Facebook (@CityofRedmond),  
Redmond.gov/rctlive, Comcast Ch. 21, Ziplly Ch. 34, or 510-335-7371**

### **City Council**

*Mayor  
Angela Birney*

*Councilmembers  
Jessica Forsythe, President  
Vanessa Kritzer, Vice President  
Jeralee Anderson  
David Carson  
Steve Fields  
Varisha Khan  
Melissa Stuart*

**Redmond City Council Agendas, Meeting Notices, and Minutes are available on the City's Web  
Site: <http://www.redmond.gov/CouncilMeetings>**

**FOR ASSISTANCE AT COUNCIL MEETINGS FOR THE HEARING OR VISUALLY IMPAIRED:  
Please contact the City Clerk's office at (425) 556-2194 one week in advance of the meeting.**

## **AGENDA**

### ROLL CALL

**1. Comprehensive Public Safety Funding Plan**

*Department: Police/Fire, 45 minutes*

*Requested Action: Study Session, July 12th*

[Attachment A: Presentation](#)

[Attachment B: Draft Ballot Resolution](#)

[Attachment C: Draft Ballot Title and Explanatory Statement](#)

[Attachment D: Public Safety Survey Topline Results](#)

[Attachment E: Let's Connect Questionnaire Summary](#)

**2. 2023-2028 Capital Investment Program (CIP): Water Utility, Wastewater Utility, and Stormwater Utility**

*Department: Finance, 90 minutes*

*Requested Action: Informational*

[Attachment A: CIP Review Summary Handout - Utilities](#)

**3. Council Talk Time**

*10 minutes*

### ADJOURNMENT



## Memorandum

**Date:** 6/28/2022  
**Meeting of:** City Council Study Session

**File No.** SS 22-044  
**Type:** Study Session

**TO:** Members of the City Council  
**FROM:** Mayor Angela Birney  
**DEPARTMENT DIRECTOR CONTACT(S):**

Police	Darrell Lowe, Police Chief	425-556-2529
Fire	Adrian Sheppard, Fire Chief	425-556-2201
Finance	Chip Corder, Finance Director	425-556-2189
Executive	Malisa Files	425-556-2166

**TITLE:**

Comprehensive Public Safety Funding Plan

**OVERVIEW STATEMENT:**

The purpose of the Comprehensive Public Safety Plan discussion is to present the metrics that describe the need for additional public safety services, describe the funding options and outline the ballot documentation needed, should Council decide to move forward with the proposed ballot measure.

☒ **Additional Background Information/Description of Proposal Attached**

**REQUESTED ACTION:**

☐ **Receive Information**      ☒ **Provide Direction**      ☐ **Approve**

**REQUEST RATIONALE:**

- **Relevant Plans/Policies:**  
Community Strategic Plan, Fire and Police Functional Plans and the Comprehensive Plan.
- **Required:**  
The Revised Code of Washington (RCW) 84.55 outlines the steps that need to be taken in order to propose a property tax levy in excess of property tax limitations
- **Council Request:**  
N/A
- **Other Key Facts:**  
The need for a future investment in the public safety services funded by the 2007 was discussed during the 2021-2022 budget deliberations as expenditures continue to outpace revenues. In addition, the Public Safety Initiative in the Community Strategic Plan calls for increased support for mobile integrated health and mental health professionals to augment traditional police and fire services and to build out a comprehensive public

safety system that will meet future City needs.

### **OUTCOMES:**

The briefing on the Public Safety Funding Plan will include:

- Overview of each of the public safety elements including workload metrics for the public safety departments.
- Overview of the type of property tax levy lid lift.
- Example of the legislation Council will need to pass in order to place the funding plan on the ballot as well as a draft explanatory statement that will accompany the ballot question.
- A timeline of next steps.

The City Council is required to act on a proposed ballot measure by August 2, 2022, for the November ballot. The proposed measure requires the City to form pro and con committees made up of community members. A press release asking for volunteers was sent out the first week of June and the City Clerk is collecting the names of potential pro and con committee participants.

### **COMMUNITY/STAKEHOLDER OUTREACH AND INVOLVEMENT:**

- **Timeline (previous or planned):**

Public Safety Sounding Board - January through May 2022

Public Safety Survey - February 2022

Community meeting - April 4, 2022

Let'sConnect Questionnaire - March through April 2022

Meetings with community groups and boards and commissions - April - July 2022

- **Outreach Methods and Results:**

The results of the outreach methods will be discussed at the Study Session on May 10, 2022. The presentations from the City's Public Safety Sounding Board can be found online (<https://www.letsconnectredmond.com/Safety>). Also, included as attachments are the top line results for the Public Safety Community Survey and the Let'sConnect questionnaire.

Should Council move forward toward a ballot measure, staff will provide talking points that Councilmembers can use to speak to constituents.

- **Feedback Summary:**

Priorities we have heard from the community include:

- Invest in public safety to keep pace with the growth in Redmond
- Invest in mental health and mobile integrated health as alternatives to traditional police and fire services
- Overall support for the City's police and fire services and a potential public safety funding plan.

### **BUDGET IMPACT:**

#### **Total Cost:**

The total revenue anticipated from the potential property tax levy lid lift is \$10.4 million annually. The total amount

equates to a property tax increase of \$0.34 increase per \$1,000 of assessed valuation on a median priced home of \$1 million or \$340 per year.

**Approved in current biennial budget:** ☐ Yes ☐ No ☒ N/A

**Budget Offer Number:**  
N/A

**Budget Priority:**  
Safe and Resilient

**Other budget impacts or additional costs:** ☐ Yes ☐ No ☒ N/A  
*If yes, explain:*  
N/A

**Funding source(s):**  
Property Tax Levy Lid Lift

**Budget/Funding Constraints:**  
N/A

☐ Additional budget details attached

**COUNCIL REVIEW:**

**Previous Contact(s)**

Date	Meeting	Requested Action
2/22/2022	Committee of the Whole - Public Safety and Human Services	Receive Information
3/15/2022	Committee of the Whole - Public Safety and Human Services	Receive Information
4/19/2022	Committee of the Whole - Public Safety and Human Services	Receive Information
5/10/2022	Study Session	Receive Information

**Proposed Upcoming Contact(s)**

Date	Meeting	Requested Action
7/12/2022	Study Session	Receive Information
7/19/2022	Business Meeting	Approve

**Time Constraints:**

A resolution placing the Public Safety Funding Plan on the ballot for the November 8, 2022, election must be approved by Council by July 19, 2022, or August 2, 2022.

**ANTICIPATED RESULT IF NOT APPROVED:**

If not approved, the Public Safety Funding Plan would not be placed on the ballot in November. A part of the funding plan is to reinvest in the services supported by the 2007 levy lid lift. Since the expenditures for those services is exceeding revenues, the City would need to absorb additional costs into the General Fund. Additionally, there would be no increases in police and fire services including the non-traditional services of mobile integrated health and mental health professionals assisting the Police Department.

**ATTACHMENTS:**

Attachment A: Presentation  
Attachment B: Ballot Resolution  
Attachment C: Ballot Question and Explanatory Statement  
Attachment D: Public Safety Survey Topline Results  
Attachment E: Let'sConnect Questionnaire Summary

# Public Safety Funding Plan

**June 28, 2022**

---

Malisa Files, Chief Operating Officer  
Darrell Lowe, Police Chief  
Adrian Sheppard, Fire Chief  
Chip Corder, Finance Director



# Purpose



- Review data and draft plan elements
- Discuss funding options
- Review ballot documentation
- Timeline/Next steps





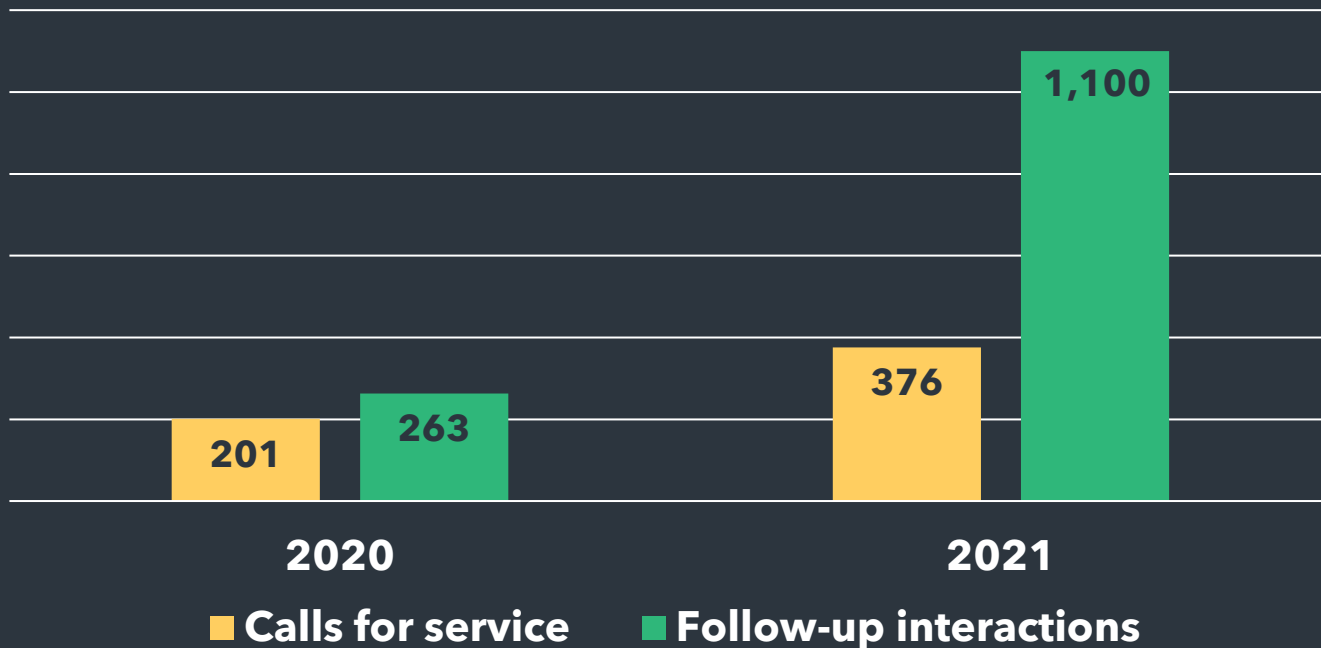
# Police Department

---

- Data
- Draft plan elements

# Mental Health Response

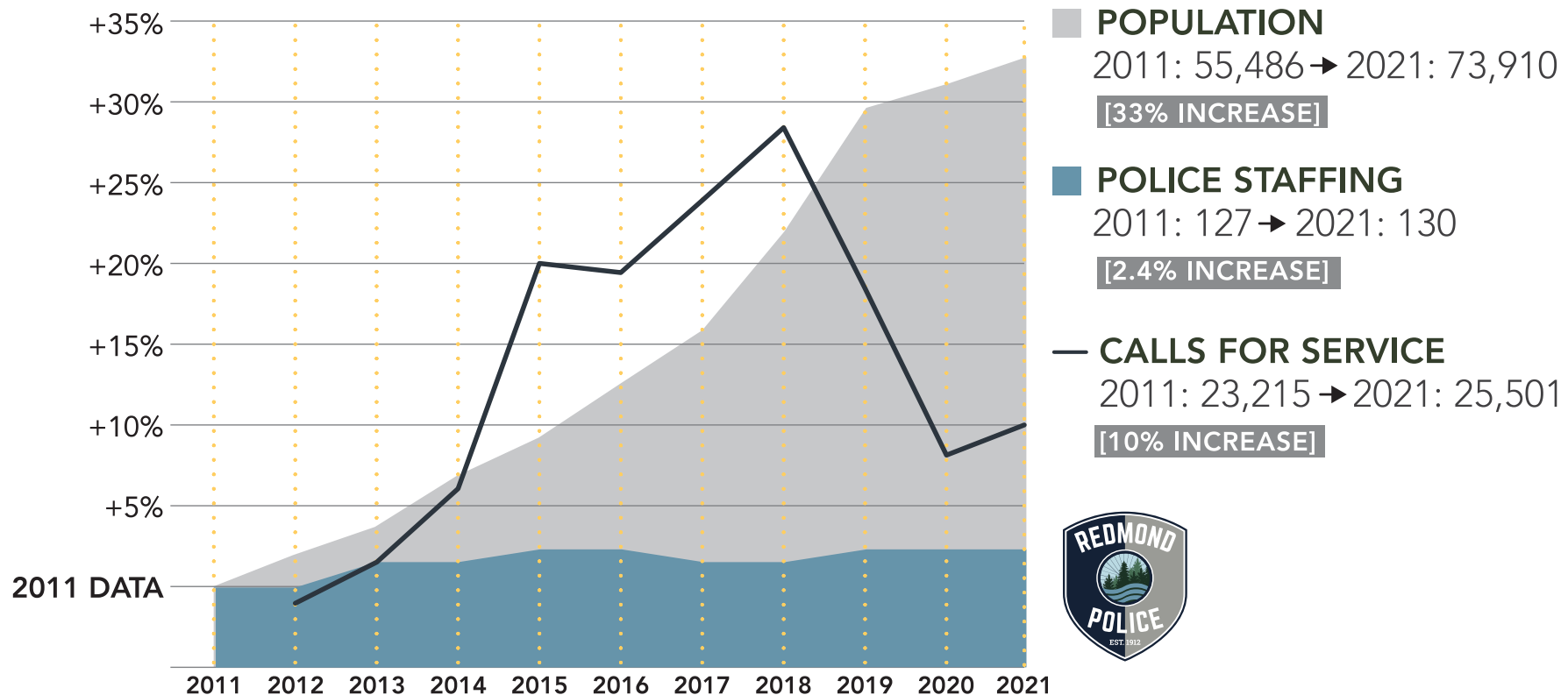
- Co-responds to 911 calls with Police
- De-escalation support during response
- Follow-up interactions reduces 911 calls
- 85% survey respondents rated increasing mental health services as important/very important



# Police Data

Population has increased, while Police staffing has stayed relatively level, and calls for service are again increasing after lowering during COVID-19.

**Redmond Growth in Population and Emergency Services Needs**  
PERCENTAGE CHANGE FROM 2011 LEVELS





# **Draft Plan: Police**

## **Mental Health Response:**

6 FTEs - \$ 688,000

## **Police Personnel:**

12 FTEs - \$1.98 million

## **Body Worn Cameras:**

\$934,910

**Annual Cost:** \$3.6 million



# Fire Department

---

- Data
- Draft plan elements





# Mobile Integrated Health

2021:



**1,473**

Client information interactions



**60% decrease**

in 911 calls from high utilizers



**40% decrease** in emergency department  
admittance by high utilizers



**67% of referrals**

related to aging gracefully at home

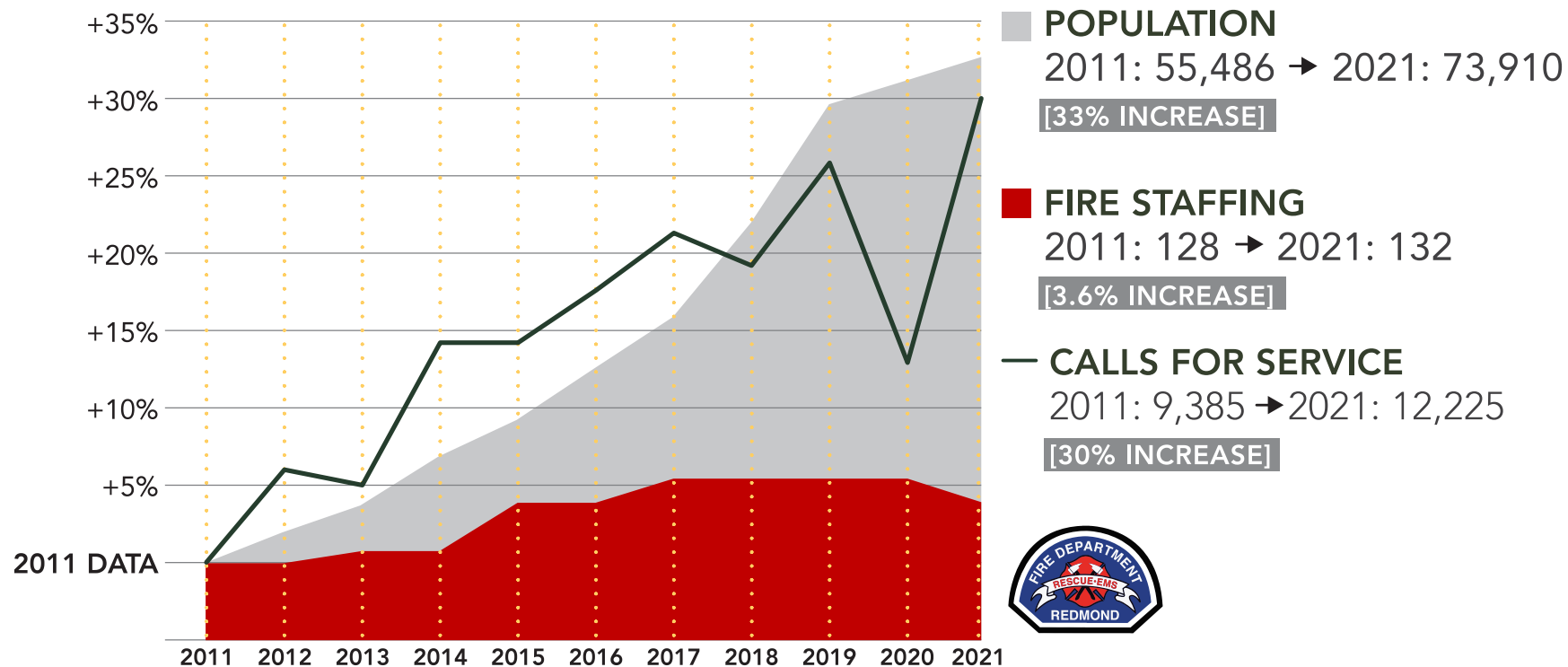


**19% of referrals** related to homelessness,  
mental health, and substance abuse

# Fire Data

Population and calls for service have increased while Fire staffing has stayed relatively level.

**Redmond Growth in Population and Emergency Services Needs**  
PERCENTAGE CHANGE FROM 2011 LEVELS



# Draft Plan: Fire

## Mobile Integrated Health:

1 FTE - \$359,574

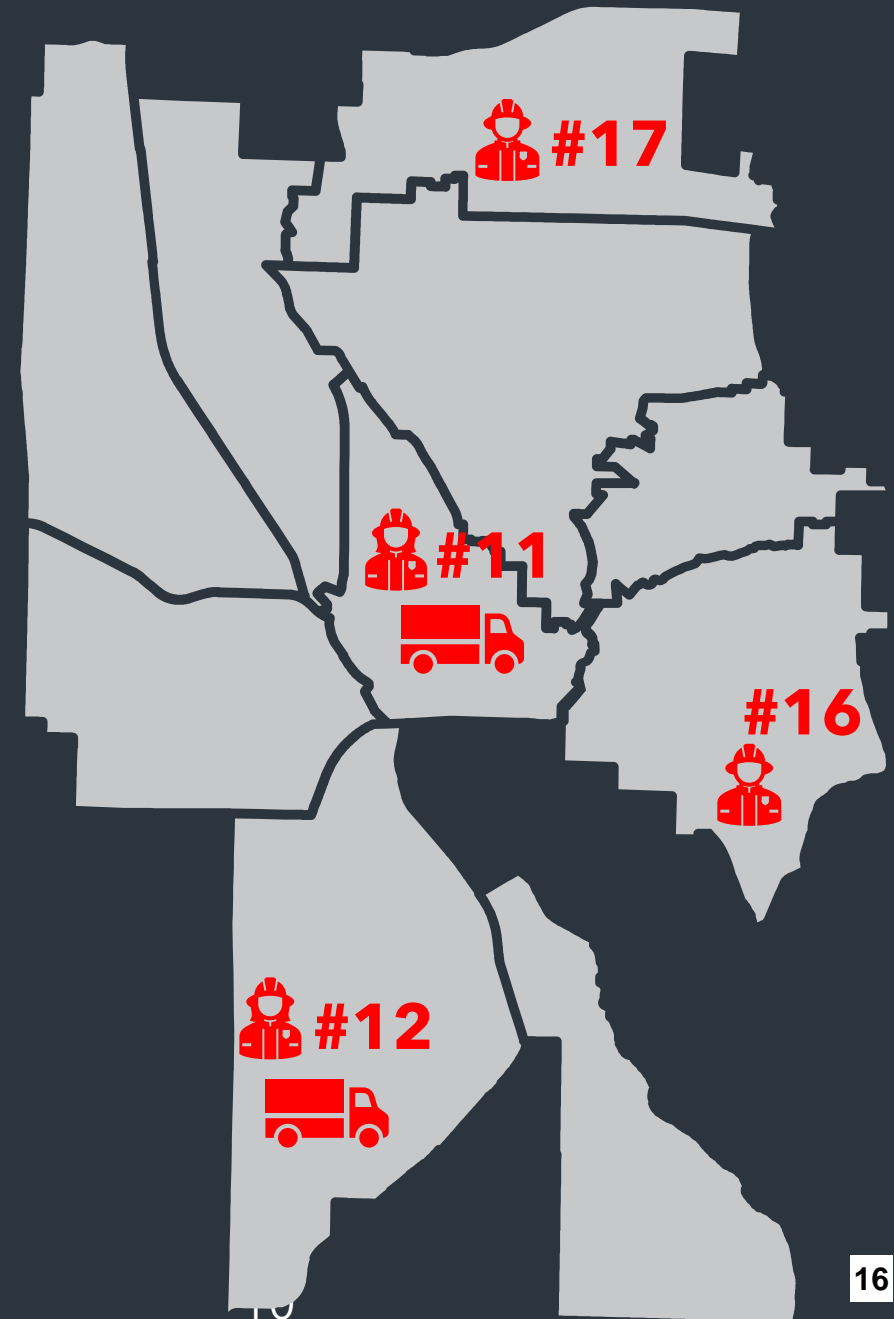
## Upgrade Station #16 to Engine Company:

12 FTE's - \$2.1 million

## Upgrade Station #17 to Engine Company:

5 FTE's - \$776,502

**Annual Cost:** \$3.2 million





# Draft Plan:

## 2007 Levy Reinvestment

Retain current staff funded by 2007 levy:

- 18 firefighters
- 17 police personnel

**Annual cost: \$3.5 million**





# Draft Plan Funding

---

# Draft Plan: Total Request

Request	Annual Cost
Retain 18 firefighters & 17 police personnel funded by 2007 levy	\$3,500,000
Mobile Integrated Health - 1 FTE	\$359,574
Upgrade station #16 (SE Redmond) to engine co - 12 FTE's	\$2,151,600
Upgrade station #17 (NE Redmond) engine co - 5 FTE's	\$776,502
6 FTE Mental Health Professional	\$688,221
12 Police personnel	\$1,982,065
Body worn cameras (staff, equipment charges)	\$934,910
<b>Total</b>	<b>\$10,392,872</b>

# Draft Plan Total Cost



**\$0.34** property  
tax increase  
per \$1,000  
assessed valuation

Generating **\$10.4  
million** per year

Cost to average  
Homeowner \*  
**\$28.33** a month  
(**\$340** a year)

\* Based on median home value of \$1 million

# Levy Funding Mechanism Options

Levy Lid Lift Options	6 Year Levy (Annual Inflator Tied to CPI)	Permanent Levy (Annual Inflator Tied to CPI)	Permanent Levy (Annual Inflator Limited to 1%)
<b>Description</b>	<ul style="list-style-type: none"> <li>The 1% annual growth limit can be exceeded for six years</li> <li>The annual inflator must be explicitly stated in ballot measure</li> </ul>	<ul style="list-style-type: none"> <li>The 1% annual growth limit can be exceeded for six years; thereafter, subsequent increases are limited to 1% per year</li> <li>The annual inflator must be explicitly stated in ballot measure</li> </ul>	<ul style="list-style-type: none"> <li>Following the first year of the levy, the annual growth is limited to 1% per year</li> </ul>
<b>Restrictions</b>	<ul style="list-style-type: none"> <li>Cannot supplant existing funds</li> </ul>	<ul style="list-style-type: none"> <li>Cannot supplant existing funds</li> </ul>	<ul style="list-style-type: none"> <li>No supplanting restrictions</li> </ul>
<b>Voter Approval</b>	<ul style="list-style-type: none"> <li>Simple majority</li> </ul>	<ul style="list-style-type: none"> <li>Simple majority</li> </ul>	<ul style="list-style-type: none"> <li>Simple majority</li> </ul>
<b>Upsides</b>	<ul style="list-style-type: none"> <li>The levy can keep pace with inflation for six years</li> <li></li> <li>The annual inflator applies to City's <u>total</u> property tax levy</li> </ul>	<ul style="list-style-type: none"> <li>The levy can keep pace with inflation for six years</li> <li>The annual inflator applies to City's <u>total</u> property tax levy</li> <li>If approved by voters, the levy is permanent</li> </ul>	<ul style="list-style-type: none"> <li>If approved by voters, the levy is permanent</li> </ul>
<b>Downsides</b>	<ul style="list-style-type: none"> <li>The levy needs to be renewed every six years</li> </ul>	<ul style="list-style-type: none"> <li>The purchasing power of the levy declines after year six</li> </ul>	<ul style="list-style-type: none"> <li>The purchasing power of the levy declines after year one</li> </ul>

# Ballot Documentation

- Ballot Resolution
- King County Election Pamphlet
  - Ballot Question
  - Explanatory Statement
  - Pro/Con Statements
    - Rebuttals



# Ballot Question

CITY OF REDMOND

PROPOSITION NO. \_\_\_\_

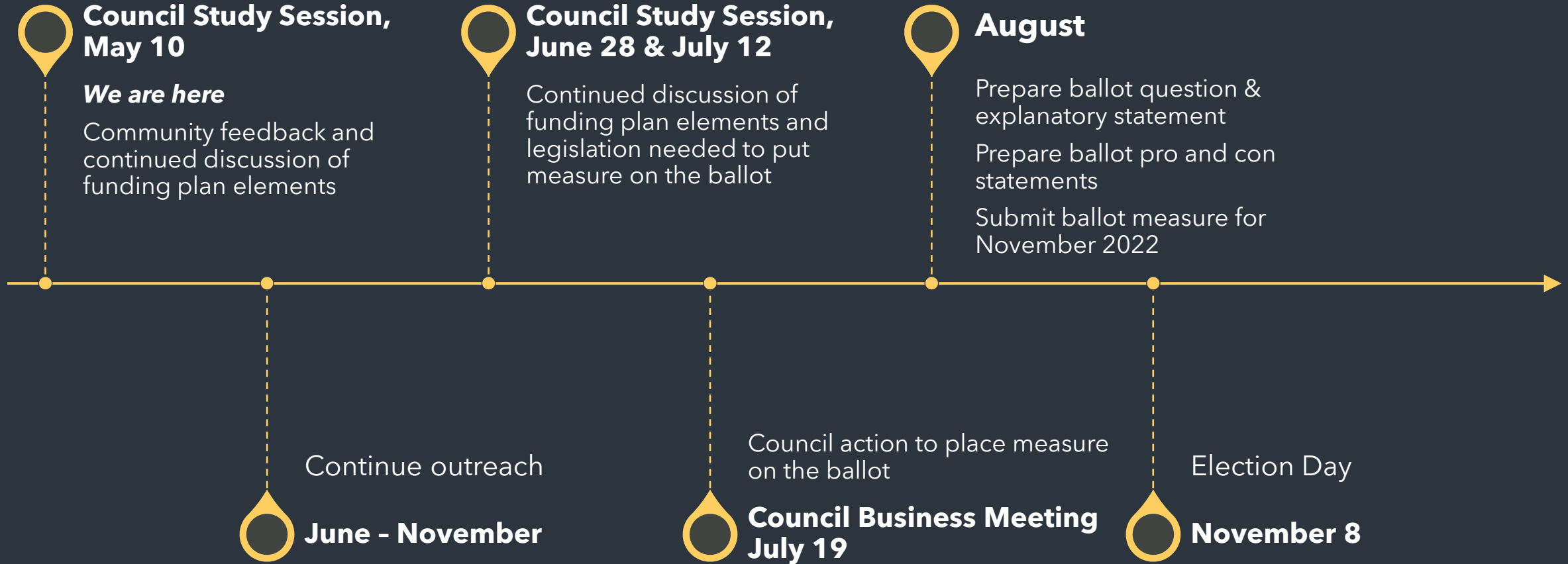
PUBLIC SAFETY LEVY

The Redmond City Council has passed Resolution No. \_\_\_\_ concerning funding for public safety operations and services.

To fund fire and police personnel/operations, mental and behavioral health professionals, and a body camera program, this proposition increases Redmond's regular property tax levy \$0.34/\$1,000, for a maximum total rate of \$1.34/\$1,000 of assessed valuation for collection in 2023; sets the limit factor for Redmond's total regular property tax levy for 2024-2028 to 100% plus any increase in annual inflation (First Half CPI-W); and uses the 2028 levy amount to calculate subsequent levy limits.

- Approved by resolution
- 75 words or less
- To go in voter's pamphlet

# Next Steps







# Thank You

---

Any Questions?



# Reinvestment in Public Safety



## **Fire Department Staffing**

Retain 18 firefighters funded by 2007 levy

## **Police Department Staffing**

Retain 17 police personnel funded by 2007 levy

**Total Cost: \$3.5 million**

**DRAFT**

RESOLUTION NO. \_\_\_\_\_

A RESOLUTION OF THE CITY COUNCIL OF THE CITY OF REDMOND, WASHINGTON, PROVIDING FOR THE SUBMISSION TO THE QUALIFIED ELECTORS OF THE CITY AT THE NOVEMBER 8, 2022 ELECTION OF A PROPOSITION AUTHORIZING AN INCREASE IN THE REGULAR PROPERTY TAX LEVY IN EXCESS OF THE INCREASE OTHERWISE ALLOWED UNDER CHAPTER 84.55 RCW FOR PUBLIC SAFETY PURPOSES; PROVIDING FOR AN INCREASE OF \$0.34 PER \$1,000 OF ASSESSED VALUATION FOR A TOTAL LEVY RATE OF \$1.34 PER \$1,000 OF ASSESSED VALUATION TO BE COLLECTED IN 2023; PROVIDING FOR INCREASES IN THE ANNUAL LEVY AMOUNT TO BE COLLECTED IN EACH OF THE FIVE SUCCEEDING CALENDAR YEARS (2024-2028) EQUAL TO THE PERCENTAGE CHANGE IN THE CONSUMER PRICE INDEX; PROVIDING THAT THE DOLLAR AMOUNT OF THE 2028 LEVY BE USED TO COMPUTE THE MAXIMUM LEVY AMOUNT THAT MAY BE IMPOSED AND COLLECTED IN YEARS AFTER 2028; REQUESTING THAT THE DIRECTOR OF KING COUNTY ELECTIONS PLACE THE PROPOSITION ON THE NOVEMBER 8, 2022 ELECTION, AND FIXING THE TIME WHEN THE SAME SHALL BECOME EFFECTIVE.

---

WHEREAS, the Redmond City Council has agreed to ask voters whether they are willing to reinvest in the eighteen firefighters and seventeen police personnel supported by a regular property tax levy lid lift approved by the voters in 2007, and

WHEREAS, the City Council has also agreed to ask the voters if they are willing to fund additional support for the THRIVE program specifically through Mobile Integrated Health services in the Fire Department and behavioral health services in the Police Department, and

WHEREAS, the City Council has agreed to ask the voters if they are willing to support approximately twelve new Police personnel and personnel dedicated to the Body Worn Camera Program, and

WHEREAS, the City Council has agreed to ask the voters if they are willing to fund an engine company at Fire Station 16 and an engine company at Fire Station 17, now therefore;

THE CITY COUNCIL OF THE CITY OF REDMOND, WASHINGTON, HEREBY RESOLVES AS FOLLOWS:

Section 1. Levy Lid Lift Election Called For. Pursuant to RCW 84.55.050, the Redmond City Council hereby calls for the submission of a proposition to the qualified electors of the City asking whether the City shall increase its regular property tax levy for six years in excess of the limitation established in RCW 84.55.010. The Director of King County Elections, as *ex officio* supervisor of elections in King County, is hereby requested to call the election in the City of Redmond on November 8, 2022. The proposition submitted to the qualified voters of the City for their approval or rejection would authorize (1) increasing the City's regular property tax levy by \$0.34 per \$1,000 of assessed valuation, to a total maximum levy rate of \$1.34 per \$1,000 of assessed valuation for collection in 2023, and (2) for the five calendar years following 2023 (2024-2028), increasing the City's total regular property levy amount by a limit factor of 100% plus any positive percentage change in the First Half Consumer Price Index for Urban Wage Earners and Clerical Workers (CPI-W) for the Seattle-Tacoma-Bellevue Area reported for each respective levy year prior to collections, or the equivalent successor index as determined by the City Council. The proposition would also approve the use of the dollar amount of the 2028 levy as the basis for computing the maximum levy amount that may be imposed in years following 2028.

Section 2. Purpose of Levy. The purpose of the proposed levy lid lift is to support public safety needs in both the Redmond Police and Fire Departments through the addition of full-time equivalent firefighter and police personnel as well as personnel associated with the City's THRIVE and body worn camera programs. The revenues received from the property tax increases authorized by the proposition

would be used to fund these limited purposes and other costs associated with operating, maintaining, and equipping the City's Police and Fire Departments. The City Council shall determine the police and fire services to be funded as well as the timing, order and manner of funding these programs and services.

Section 3. Ballot Proposition. The City Clerk is hereby authorized and directed, not later than August 2, 2022, to certify a proposition to King County Elections, as *ex-officio* supervisor of elections in King County, Washington, in substantially the following form:

CITY OF REDMOND

PROPOSITION NO. \_\_\_\_

PUBLIC SAFETY LEVY

The Redmond City Council has passed Resolution No. \_\_\_\_ concerning funding for public safety operations and services.

To fund fire and police personnel/operations, mental and behavioral health professionals, and a body camera program, this proposition increases Redmond's regular property tax levy \$0.34/\$1,000, for a maximum total rate of \$1.34/\$1,000 of assessed valuation for collection in 2023; sets the limit factor for Redmond's total regular property tax levy for 2024-2028 to 100% plus any increase in annual inflation (First Half CPI-W); and uses the 2028 levy amount to calculate subsequent levy limits.

Should this proposition be approved?

YES \_\_\_\_

NO \_\_\_\_

Section 4. Changes. The Mayor and City Attorney are authorized to make such minor adjustments to the wording of such proposition as may be recommended by King County Elections as long

as the intent of the proposition remains clear and consistent with the intent of this resolution as approved by the City Council.

[Section 5. Exemption. If the ballot proposition set forth herein is approved by the voters, as authorized by RCW 84.36.381, senior citizens, disabled veterans, and other people with disabilities (as defined in RCW 84.36.381) shall be exempt from the tax increase resulting from such levy lid lift.]

Section 6. Local Voters' Pamphlet Authorized. The preparation and distribution of a local voters' pamphlet providing information on the foregoing ballot measure is hereby authorized. The pamphlet shall include an explanatory statement and arguments advocating approval and disapproval of the ballot measure, if any. In accordance with RCW 29A.32.280, the arguments advocating approval and rejection of the ballot measure shall be prepared by committees appointed by the City Council. Each committee shall be composed of not more than three persons; however, a committee may seek the advice of any person or persons. The committee advocating approval shall be composed of persons known to favor the ballot measure, and the committee advocating rejection shall be composed of persons known to oppose the ballot measure.

Section 7. Effective Date. This resolution shall take effect and be in full force immediately upon passage by the City Council.

RESOLVED THIS \_\_\_\_ DAY OF \_\_\_\_, 2022.

CITY OF REDMOND

---

MAYOR, ANGELA BIRNEY

ATTEST/AUTHENTICATED:

---

CITY CLERK, CHERYL XANTHOS, CMC

APPROVED AS TO FORM:

OFFICE OF THE CITY ATTORNEY

By: \_\_\_\_\_

FILED WITH THE CITY CLERK:  
PASSED BY THE CITY COUNCIL:  
RESOLUTION NO.: \_\_\_\_\_

**Attachment C**  
**Comprehensive Public Safety Funding Plan**  
**Draft Ballot Language**

**Ballot Title/Question**

The Redmond City Council has passed Resolution No. \_\_\_\_ to place public safety funding before the voters.

To fund fire and police personnel/operations, mental and behavioral health professionals, and a body camera program, this proposition increases Redmond’s regular property tax levy \$0.34/\$1,000, for a maximum total rate of \$1.34/\$1,000 of assessed valuation for collection in 2023; sets the limit factor for Redmond’s total regular property tax levy for 2024-2028 to 100% plus any increase in annual inflation (First Half CPI-W); and uses the 2028 levy amount to calculate subsequent levy limits.

Should this proposition be approved?

YES \_\_\_\_

NO \_\_\_\_

**Explanatory Statement**

The City of Redmond relies on property taxes to provide essential services, such as police and fire. The purpose of this levy is to *enhance public safety programs* while *responding to impacts of growth* on our public safety departments. The proposed levy increase would directly support police and fire programs, such as mobile integrated health, mental and behavioral health, engine companies at Fire Stations 16 and 17, additional police personnel and a body worn camera program.

Redmond’s current property tax rate is \$0.99 per \$1,000 of assessed valuation. If this proposition passes the City of Redmond is allowed to levy an additional \$0.34 per \$1,000 of assessed valuation for total rate of \$1.33 per 1,000 of assessed valuation for critical public safety programs.





City of Redmond  
Mixed Mode Live Telephone and Email-/Text-to-Web Survey  
Conducted March 2-10, 2022  
n=400; Margin of Error  $\pm 4.9$  percentage points  
EMC Research #22-8337

*All numbers in this document represent percentage (%) values, unless otherwise noted.  
Please note that due to rounding, percentages may not add up to exactly 100%.*

**GREETING:** Hello, my name is \_\_\_\_\_, may I speak with **(NAME ON LIST)**?

**INTERVIEWER: NOL ONLY**

**INTRO:** Hello, my name is \_\_\_\_\_, and I'm conducting a survey for \_\_\_\_\_ to find out how people feel about issues in the City of Redmond. We are not trying to sell anything, and are collecting this information on a scientific and completely confidential basis.

1. Do you feel that things in Redmond are generally going in the right direction or do you feel things have gotten pretty seriously off on the wrong track?
- |                      |    |
|----------------------|----|
| Right direction      | 63 |
| Wrong track          | 31 |
| (Don't know/Refused) | 6  |

2INT. Next is a list of priorities the City of Redmond could focus on. Please rate each item using a scale of 1 to 7, where 1 means you feel that item should be a very low priority for and 7 means that you feel that item should be a very high priority.

		Very low priority				Very high priority		(Don't know)	Mean	
SCALE:		1	2	3	4	5	6	7		
(RANDOMIZE)										
2.	Managing growth in Redmond	3	2	7	10	16	17	44	1	5.6
3.	Reducing traffic congestion	5	4	10	16	23	16	26	0	5.0
4.	Ensuring housing is affordable in Redmond	7	5	5	13	17	14	39	0	5.3
5.	Improving police and fire response times	8	5	6	14	21	16	28	2	5.0
6.	Hiring more police officers and firefighters to serve Redmond	6	5	11	16	18	16	27	1	5.0
7.	Expanding crisis outreach teams to help people experiencing homelessness, substance abuse, or mental health crisis	8	6	10	9	16	16	35	0	5.0

**(END RANDOMIZE)**

8INT. I'm going to read you a list of several people and organizations. Please tell me if you have a strongly favorable, somewhat favorable, somewhat unfavorable, or strongly unfavorable opinion of each one. If you have never heard of one, please just say so.

SCALE:	Strongly favorable	Somewhat favorable	Somewhat unfavorable	Strongly unfavorable	(Don't know/ No opinion)	Never heard	Total Fav.	Total Unfav.
<b>(RANDOMIZE)</b>								
8. The Redmond Police Department (RPD)	46	38	7	4	3	2	84	11
9. Redmond police officers	48	35	8	3	4	2	83	11
10. The Redmond Fire Department (RFD)	67	23	1	0	4	4	90	1
11. Redmond firefighters	68	24	2	0	3	3	92	2
12. Redmond Emergency Medical Services (EMS)	57	28	1	1	4	9	85	2

**(END RANDOMIZE)**

13. How much, if anything, have you heard, read, seen, or experienced recently relating to policing or firefighting in Redmond; a lot, some, not too much, or nothing at all?

A lot	8	→ 40
Some	32	
Not too much	40	→ 59
Nothing at all	19	
(Don't know/Refused)	1	

(IF Q13 = 1-2, ASK Q14, n=172)

14. What have you heard, read, seen, or experienced? **(OPEN-ENDED QUESTION, VERBATIM RESPONSES CODED INTO CATEGORIES BELOW)**

General police issues / Practices / Cop activity	21
Community engagement / Neighborhood activity	19
Increase of crimes	15
Put out fires / Response to fire alarms / Firefighters	12
Quick response / emergency	10
General positive (help, excellent, etc.)	8
Lack of response / Unaccountability	6
A variety of things	6
Blogs / social media / website	6
Newspaper / Articles	5
Excessive force / Unprofessional	4
Understaffed / Underfunded	3
Other	11
Nothing / None	8
Refused / NA	7
Don't know / Unsure	1

**(RESUME ASKING EVERYONE)**

15. A proposal is being discussed relating to police and fire services. The proposal would expand the current Mobile Integrated Health program to help reduce the need for calling 911, invest in police and fire personnel and services to improve response times across the city, fund body cameras and additional fire engines; fund additional mental health staff to provide crisis intervention during police interactions. To pay for it, property taxes would be increased by thirty-eight cents (\$0.38) per thousand dollars of assessed valuation, up from the current one dollar (\$1.00) per thousand, generating eleven point sixty five (\$11.65M) million dollars a year.

In general, do you strongly support, somewhat support, somewhat oppose, or strongly oppose this proposal?

Strongly support	35	→ 67
Somewhat support	32	
Somewhat oppose	16	→ 30
Strongly oppose	14	
(Don't know)	3	

16. This proposal would cost the owner of a one million (\$1,000,000) dollar home, the average in Redmond, thirty-two dollars (\$32) a month, or three hundred and eighty (\$380) dollars a year. Knowing this do you strongly support, somewhat support, somewhat oppose, or strongly oppose this proposal?

Strongly support	36	→ 68
Somewhat support	32	
Somewhat oppose	13	→ 30
Strongly oppose	17	
(Don't know)	2	

17INT. Using a scale of excellent, good, only fair, or poor, please rate each of the following.

SCALE:	Excellent	Good	Only fair	Poor	(Don't know/NA)
<b>(ALWAYS ASK FIRST)</b>					
17. The job Redmond Police Department (RPD) is doing overall	25	44	14	3	14
18. The job Redmond Fire Department (RFD) is doing overall	39	39	6	0	15
<b>(RANDOMIZE)</b>					
19. The job Redmond Police Department (RPD) is doing responding to calls in a timely manner	21	32	12	4	31
20. The job Redmond Police Department (RPD) is doing preventing crime	14	33	24	8	21
21. The job Redmond Police Department (RPD) is responding to changing community safety needs like people experiencing homelessness, mental health challenges, and substance abuse	9	25	19	10	37
22. The job Redmond Fire Department (RFD) is doing is doing responding to calls in a timely matter	33	33	4	1	29
23. The job the Redmond Emergency Medical Services (EMS) responds to calls in a timely matter	34	31	4	2	29

**(END RANDOMIZE)**

24INT. Next, I'm going to read you some information about the potential proposal. After each one, please tell me how important you think that information is to know; very important, somewhat important, not too important, or not important at all.

SCALE:	Very important	Somewhat important	Not too important	Not at all important	(Don't know)
<b>(RANDOMIZE)</b>					
24.	A levy funding police and fire services was last approved in 2007. Since then, due to inflation, costs have gone up but revenue from the 2007 levy remained steady, so it can no longer support the same services. Renewing the levy will restore that same level of service in public safety programs.				
	50	35	6	6	3
25.	Redmond has grown, but police personnel has not. This proposal will add staff to the police force to support the safety needs of the city's growing population.				
	54	34	5	4	2
26.	Redmond's police force has just one mental health professional. This proposal will add another to respond with police officers, handle crisis intervention, and outreach to people experiencing homelessness, mental health challenges, and substance abuse, and to connect them with the right services.				
	63	23	5	7	2
27.	As the City grows, additional firefighting staff is needed to maintain response times. This proposal will allow the department to maintain fire protection and improve the flexibility and reliability of our emergency system.				
	53	39	2	4	2
28.	This proposal will diversify the emergency response capabilities to address issues that don't merit a firefighter response. It will expand and fund a Mobile Integrated Health Unit, operated by specially trained EMTs, paramedics, and mental health professionals that will receive referrals from 911, provide home visits to understand needs, and link residents to the right resources.				
	52	33	7	7	1
29.	Growth and development in Redmond will only accelerate with the arrival of the Light Rail. This measure will add staff to address the public safety needs of our city and help us to keep pace with community growth.				
	53	33	6	5	3
30.	This proposal will include ongoing funding to maintain body-worn cameras for officers to maintain transparency and accountability of Redmond officers and to ensure accurate reporting of incidents.				
	63	25	8	5	0

**(END RANDOMIZE)**

31.	I'd like you to think again about the proposal relating to police and fire services, which would increase property taxes by to \$0.38 per \$1,000 per thousand and cost \$380 dollars per year, or about \$32 per month. In general, do you strongly support, somewhat support, somewhat oppose, or strongly oppose this proposal?		
	Strongly support	39	→ 73
	Somewhat support	35	
	Somewhat oppose	12	→ 26
	Strongly oppose	14	
	(Don't know)	1	

**DEMOS.** These last few questions for statistical purposes only.

32.	Do you identify as...	
	Male	47
	Female	46
	Non-binary	0
	Another gender identity	0
	Prefer not to respond	7
33.	In what year were you born? (YEARS CODED INTO CATEGORIES)	
	18-29	19
	30-39	17
	40-49	17
	50-64	25
	65 or over	19
	Prefer not to respond	4
34.	Do you own or rent the place in which you live?	
	Own/Buying	60
	Rent	28
	Other/Prefer not to respond	12
35.	What is the last grade you completed in school?	
	Some grade school	-
	Some high school	-
	Graduated high school	6
	Technical or Vocational school	1
	Some college or Less than 4-year degree	17
	Graduated college or 4-year degree	40
	Graduate or Professional degree	33
	Prefer not to respond	3

**THANK YOU!**

# Redmond Safety Funding Plan Questionnaire Summary

March 21 – April 30, 2022



# Community Feedback Period

- Opened March 21; closed April 30
- Paper and online feedback options, with translations
- **263** completed questionnaires



# Police Department Plan Elements (n=263)

1 Low priority      2      3      4      5 High priority

Add a mental health professional co-responder



Retain 17 Police Department staff funded by 2007 levy



Increase Police Department staffing to keep pace with growth



Hire administrative and technical staff



Provide ongoing funding for body worn cameras



# Fire Department Plan Elements (n=263)



Increase staffing for Mobile Integrated Health Unit



Retain 18 Fire Department staff funded by 2007 levy



Increase Fire Department staffing to keep pace with growth



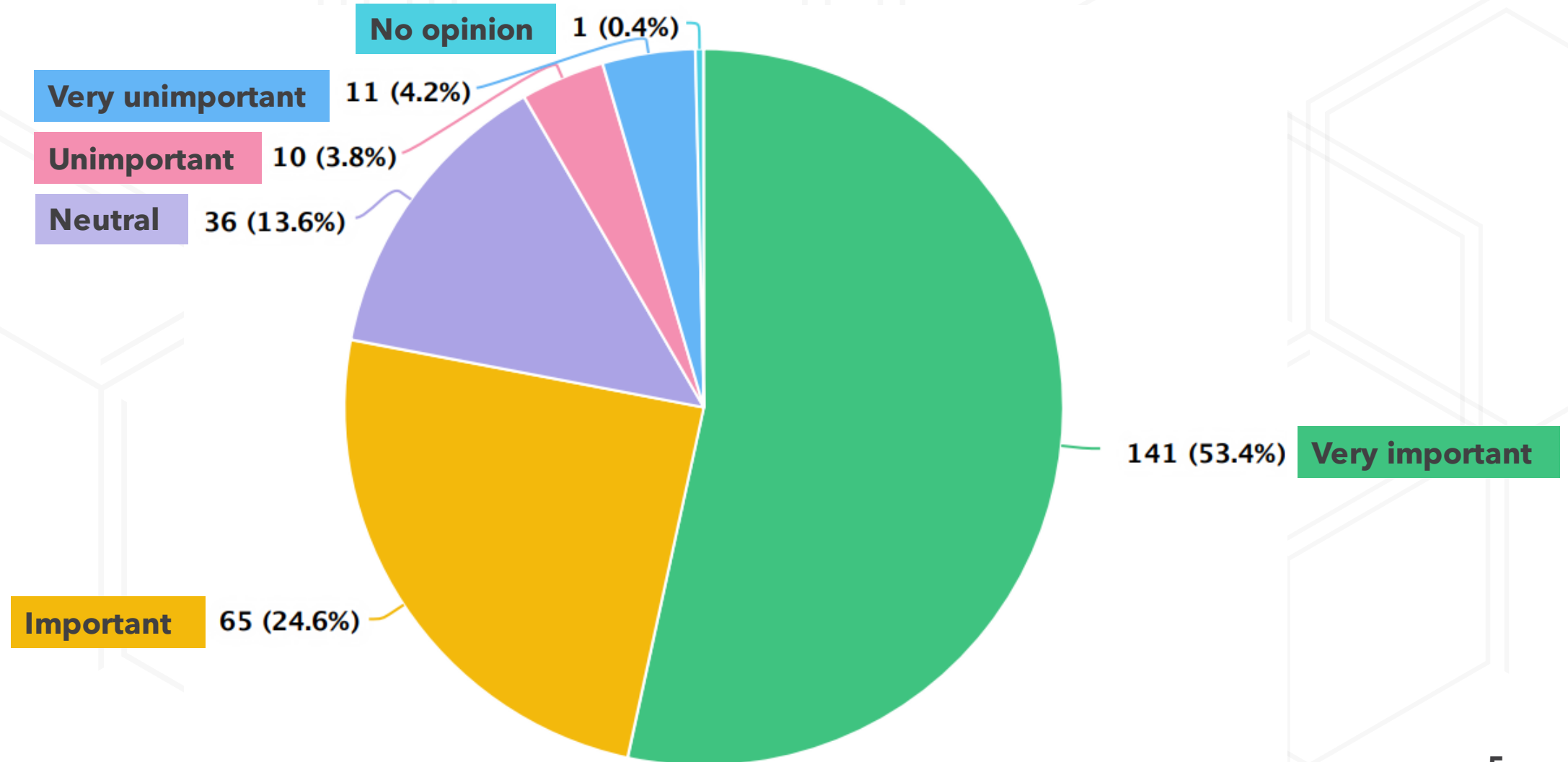
Add firefighters for an engine company at Station 17



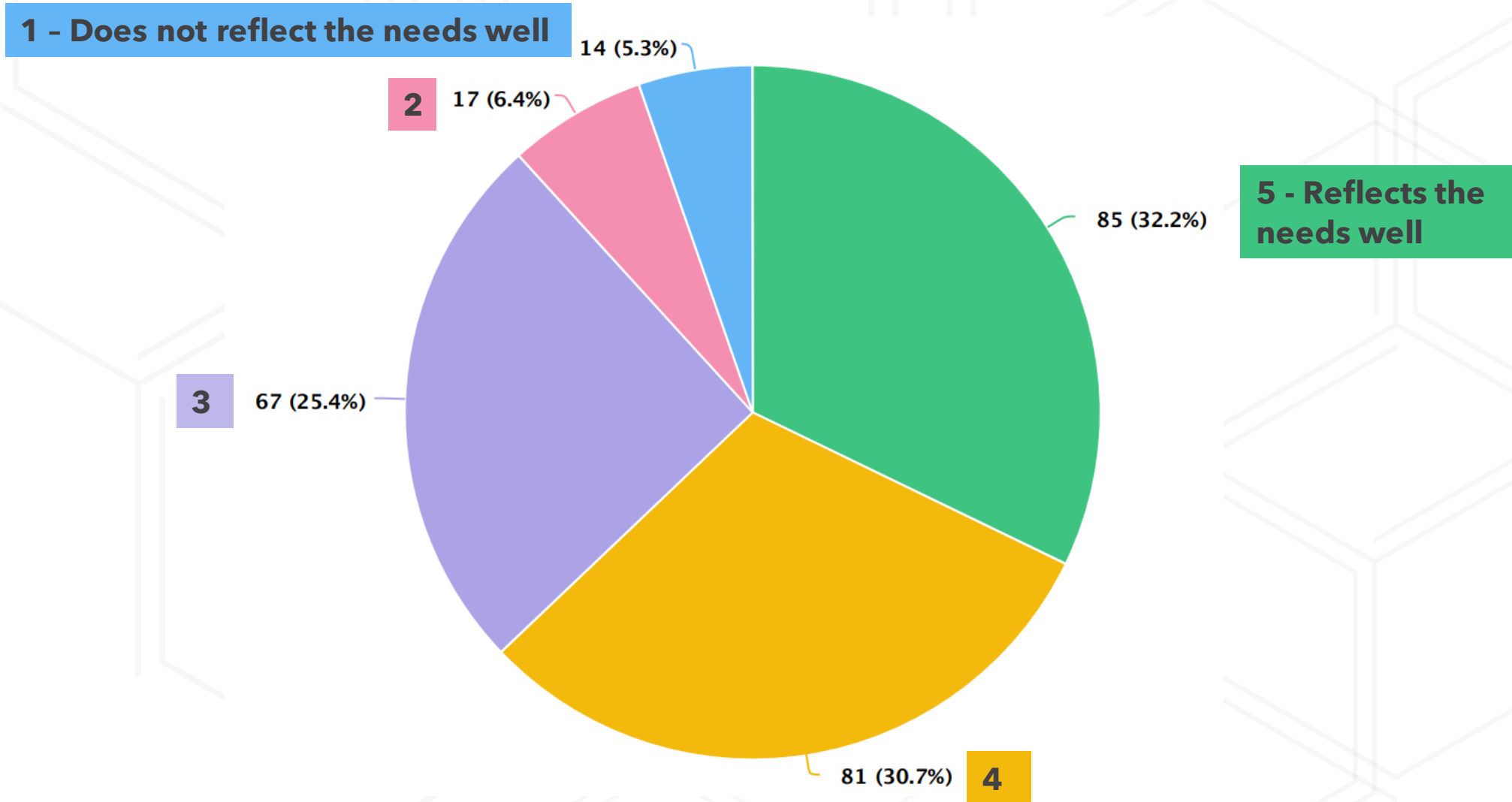
Add firefighters for an engine company at Station 16



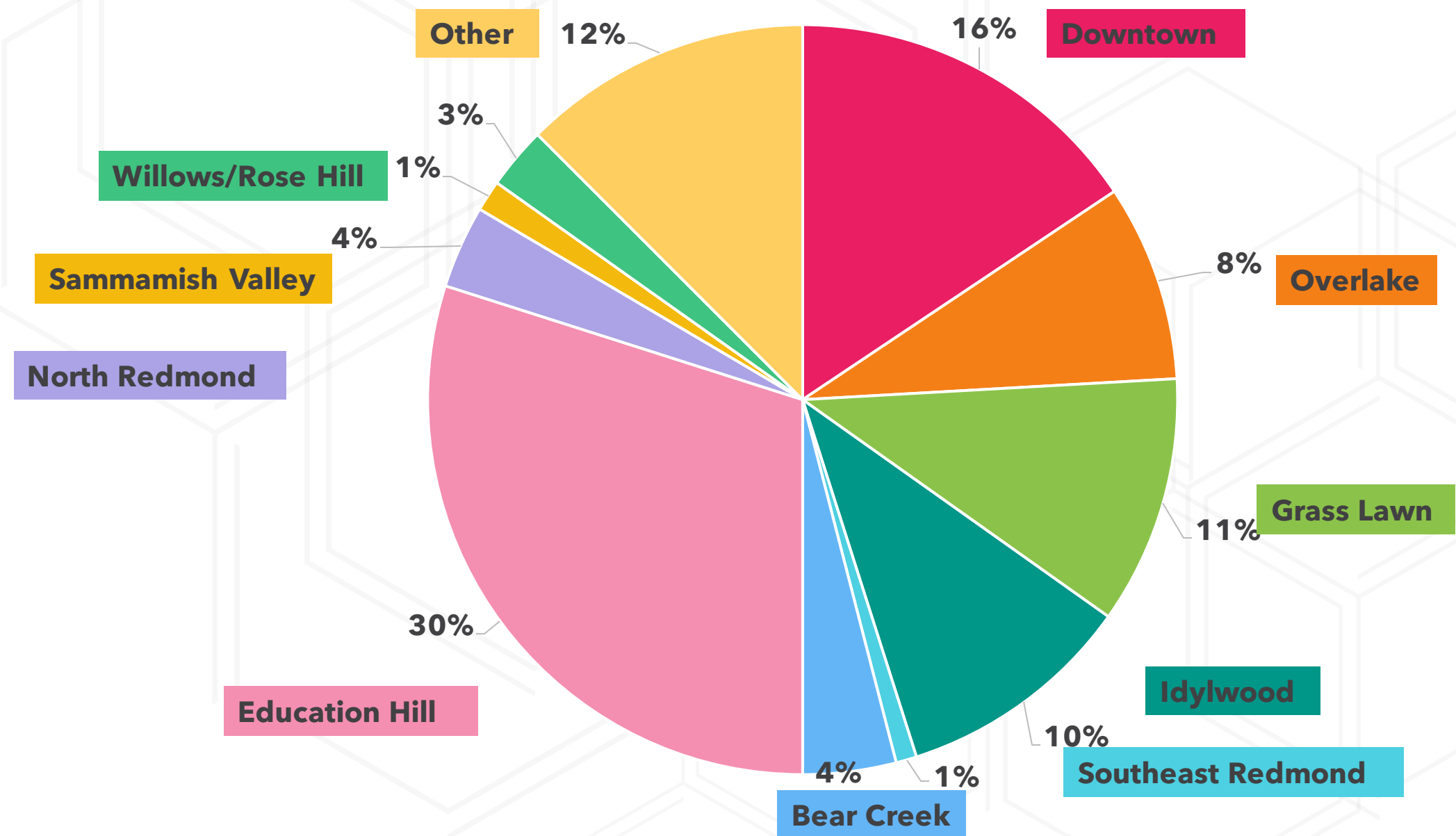
# THRIVE: How important is it to you that these types of programs are part of the community safety plan? (n=263)



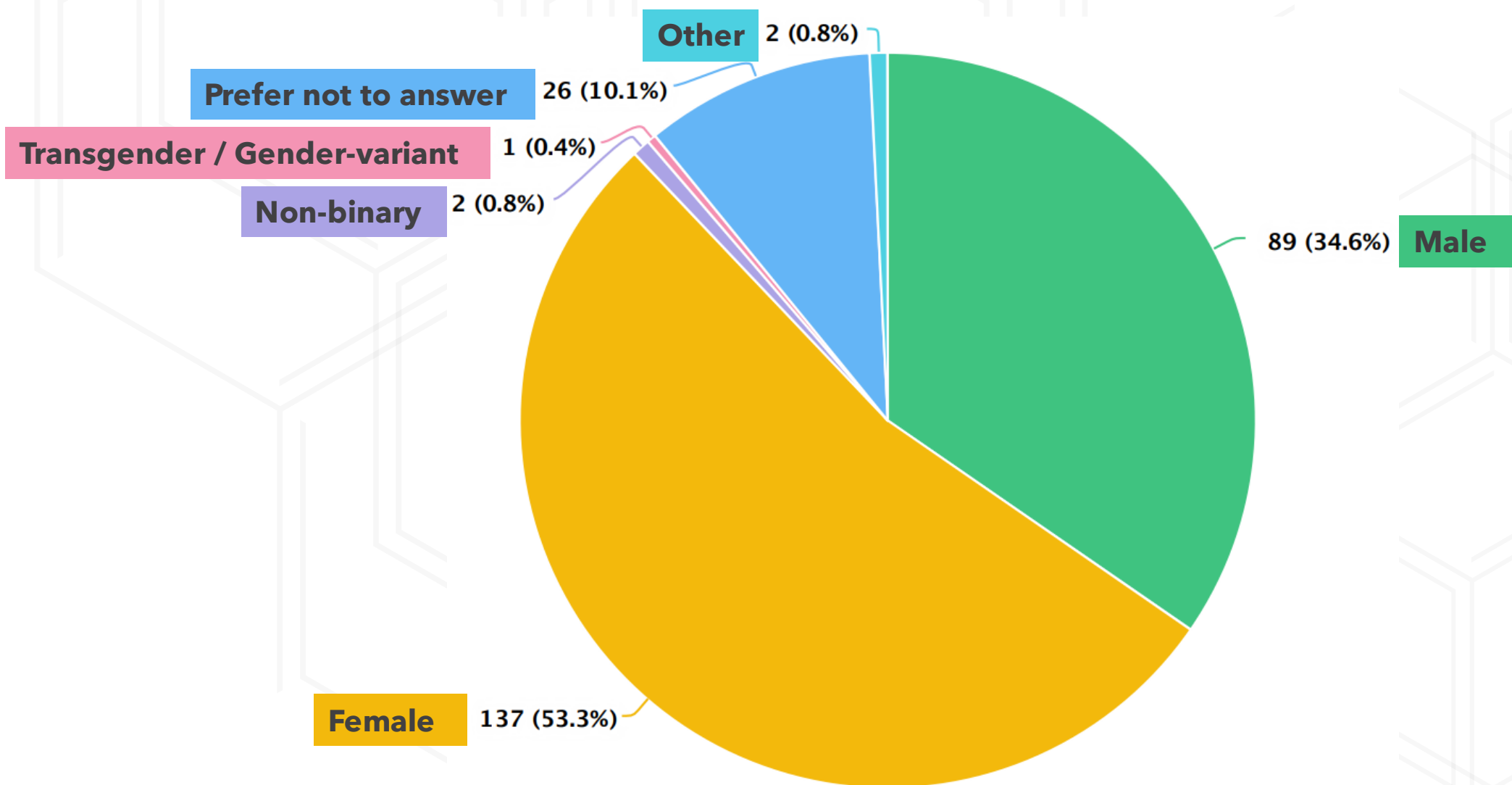
# On a scale of 1 to 5, how well does this plan reflect your needs and the community's needs around emergency services in Redmond? (n=263)



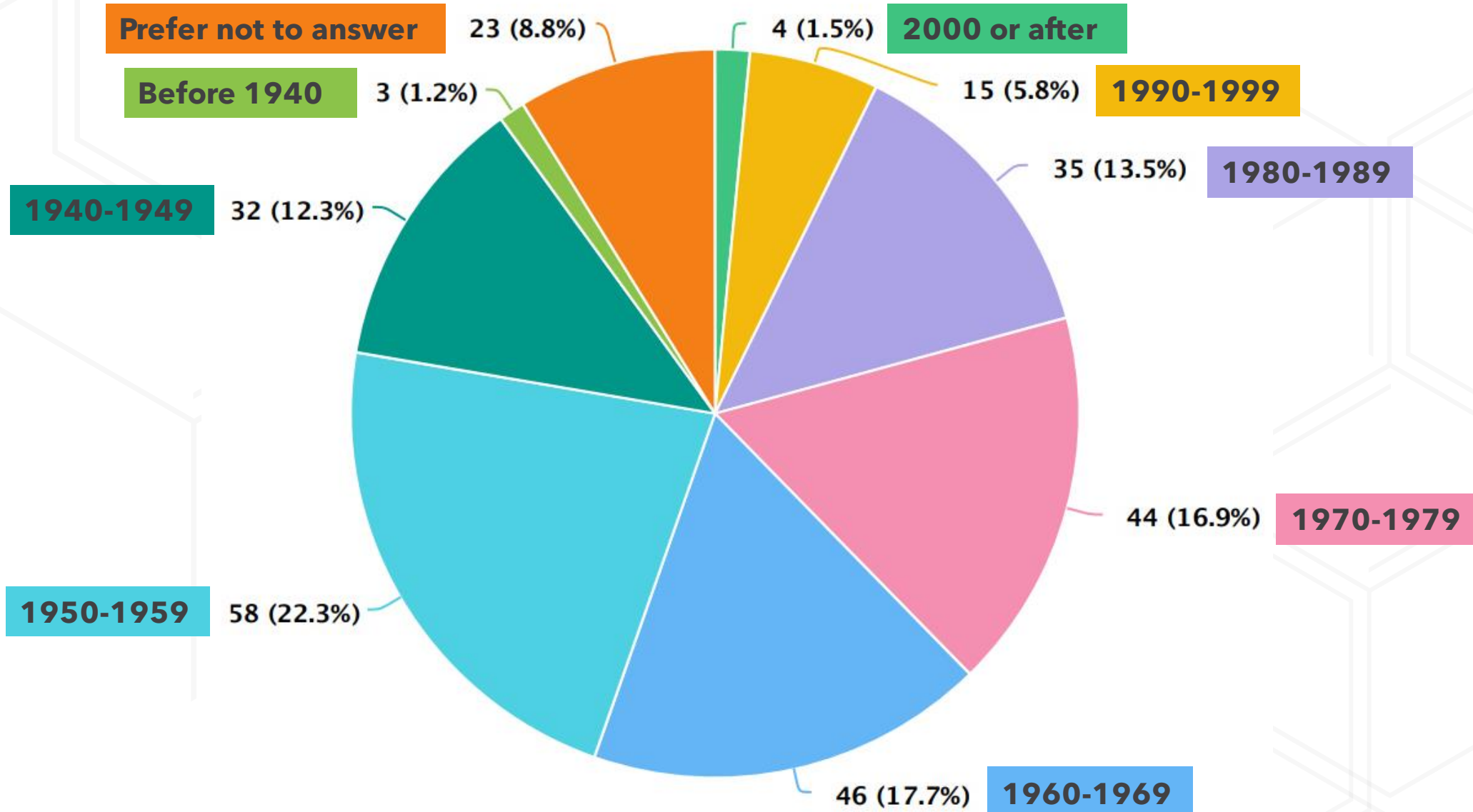
# Neighborhoods of responders (n=223)



# What gender do you identify with? (n=256)

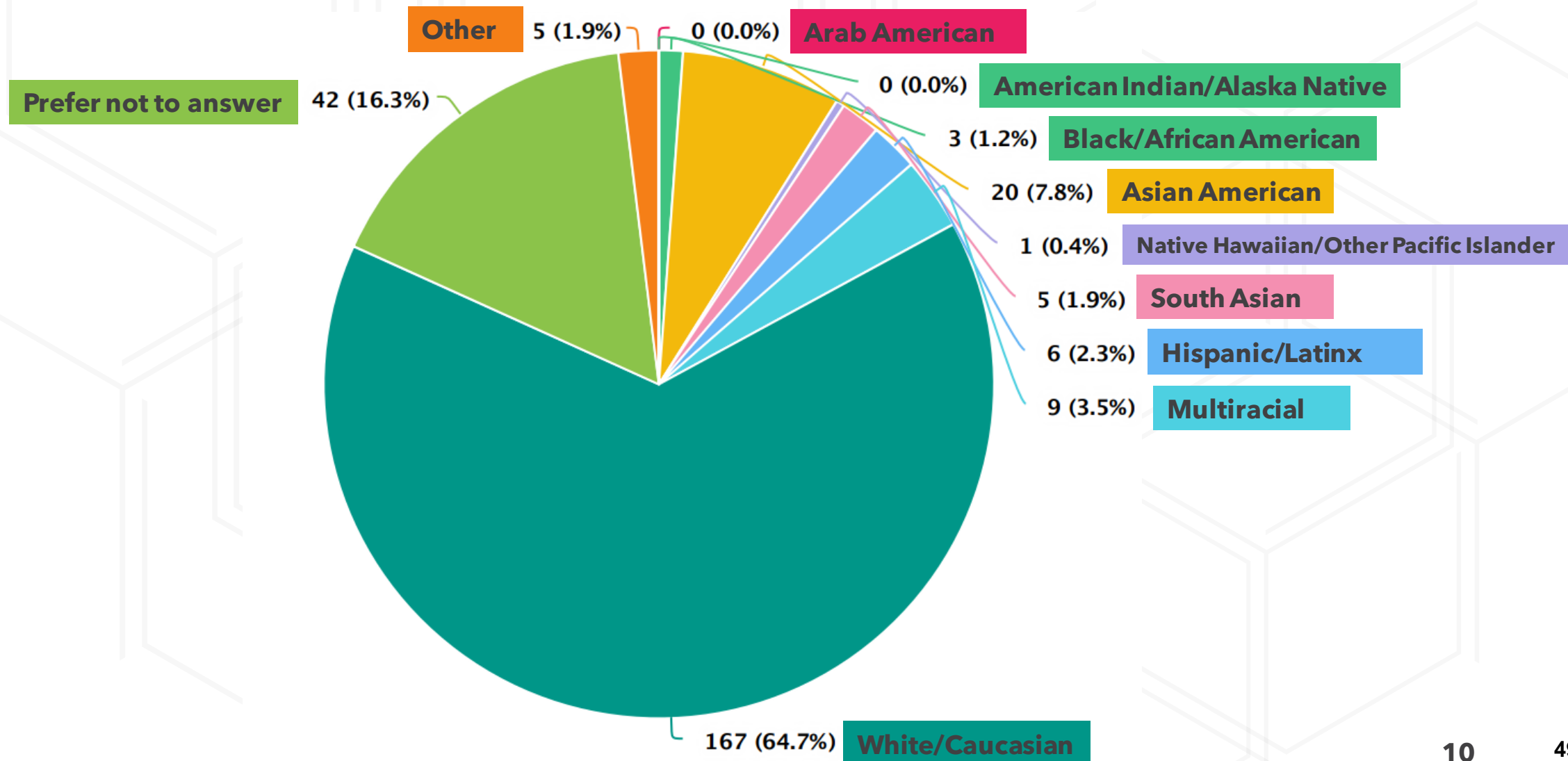


# In which decade were you born? (n=259)





# Which of the following best describes your racial and ethnic heritage? (n=257)



# Are we missing anything? Is there anything else you'd like to share with us about the draft Redmond Safety Funding Plan? (n=114)

- Support for levy (addressing growth)
- Opposition to levy (tax burden, concern about who pays)
- General suggestions to increase affordable housing
- Mixed comments about Fire Department staffing (some in support of additional staffing; others opposed)

## Are we missing anything? Is there anything else you'd like to share with us about the draft Redmond Safety Funding Plan? (n=114)

- Support for funding mental health responders in general
- Some support for mental health professionals responding without police officers
- Concern about crime in Redmond and comments about feeling unsafe
- Mixed comments about Police Department staffing
- Mixed comments about body worn cameras (support for accountability, concern about efficacy)



## Memorandum

**Date:** 6/28/2022  
**Meeting of:** City Council Study Session

**File No.** SS 22-045  
**Type:** Study Session

**TO:** Members of the City Council  
**FROM:** Mayor Angela Birney  
**DEPARTMENT DIRECTOR CONTACT(S):**

Finance	Chip Corder	425-556-2189
---------	-------------	--------------

**DEPARTMENT STAFF:**

Finance	Kelley Cochran	Deputy Finance Director
---------	----------------	-------------------------

**TITLE:**

2023-2028 Capital Investment Program (CIP): Water Utility, Wastewater Utility, and Stormwater Utility

**OVERVIEW STATEMENT:**

At the June 28, 2022 study session, staff will briefly address follow-up items from the June 14, 2022 study session (2023-2028 CIP Review: General Government/Facilities, Parks, and Transportation) and will review the Utility projects/programs in the preliminary 2023-2028 CIP, which are organized as follows:

- Water Utility
  - Existing projects/programs
  - Revised projects/programs
  - New projects/programs
- Wastewater Utility
  - Existing projects/programs
  - Revised projects/programs
  - New projects/programs
- Stormwater Utility
  - Existing projects/programs
  - Revised projects/programs
  - New projects/programs

Note that the 2023-2028 CIP is organized first by functional area and then by existing, revised, and new projects/programs:

- **Existing projects/programs** are included in the currently adopted 2021-2026 CIP, with the 2023-2028 CIP encompassing only inflationary cost adjustments, minor scope changes, and/or minor timing changes.
- **Revised projects/programs** are included in the currently adopted 2021-2026 CIP, with the 2023-2028 CIP encompassing significant cost, scope, and/or timing changes.
- **New projects/programs** are not included in the currently adopted 2021-2026 CIP. They are reflected in the 2023-2028 CIP for the first time.

All funded Utility projects/programs will be organized into summary tables in a PowerPoint presentation being developed by staff. Due to time constraints, staff will highlight selected projects/programs. However, the City Council will

be able to ask questions about any project/program during the presentation.

A summary level handout is attached, which includes the following information for each project/program:

- Rank
- Project Name
- Location
- Description
- Timeframe
- Costs by Year
- Total Cost Prior to 2023
- Total Cost for 2023-2024
- Total Cost for 2025-2028
- Post 2028 Costs
- Project Total Costs

☒ **Additional Background Information/Description of Proposal Attached**

**REQUESTED ACTION:**

☐ **Receive Information**      ☒ **Provide Direction**      ☐ **Approve**

**REQUEST RATIONALE:**

- **Relevant Plans/Policies:**  
N/A
- **Required:**  
N/A
- **Council Request:**  
N/A
- **Other Key Facts:**  
The City develops a six-year CIP as part of the biennial budget process, with the first two years appropriated by the City Council.

**OUTCOMES:**

The six-year capital investment program provides a longer-term look at Redmond's capital project needs and financial commitments for major maintenance programs and debt service, enabling the City to better align its capital activities with the Community Strategic Plan and the Comprehensive Plan and to accumulate funding for major capital projects over multiple years, if needed.

**COMMUNITY/STAKEHOLDER OUTREACH AND INVOLVEMENT:**

- **Timeline (previous or planned):**  
N/A
- **Outreach Methods and Results:**

N/A

- **Feedback Summary:**

N/A

**BUDGET IMPACT:**

**Total Cost:**

N/A

Approved in current biennial budget:

☐ Yes

☐ No

☒ N/A

**Budget Offer Number:**

N/A

**Budget Priority:**

N/A

Other budget impacts or additional costs:

☐ Yes

☐ No

☒ N/A

*If yes, explain:*

N/A

**Funding source(s):**

N/A

**Budget/Funding Constraints:**

N/A

☐ Additional budget details attached

**COUNCIL REVIEW:**

**Previous Contact(s)**

Date	Meeting	Requested Action
6/14/2022	Study Session	N/A

**Proposed Upcoming Contact(s)**

Date	Meeting	Requested Action
N/A	None proposed at this time	N/A

**Time Constraints:**

N/A

**ANTICIPATED RESULT IF NOT APPROVED:**

N/A

**ATTACHMENTS:**

CIP Review Summary Handout: Utilities

Functional Area	Existing, Revised, New	Rank	Project Name	Location	Description	Timeframe	2023	2024	2025	2026	2027	2028	Pre 2023 Total	2023-2024 Total	2025-2028 Total	Post 2028 Total	Project Total
City Water	Existing		Groundwater Protection Infiltration Retrofit Program	Citywide in multiple locations	This program provides partial cost reimbursement for retrofitting existing private infiltration facilities that are determined to pose a significant groundwater hazard in wellhead protection zones 1 and 2.	Ongoing	\$ 364,818	\$ 364,818	\$ 364,818	\$ 364,818	\$ 364,818	\$ 364,818	\$ 1,811,092	\$ 729,636	\$ 1,459,272	\$ -	\$ 4,000,000
City Water	Revised	8	Joint Use - Kirkland South Reservoir Tank Painting and Seismic Retrofit	NE 65th Street and 130th Avenue NE (Kirkland)	Improve structural integrity and appearance of water tank. Cost share with Kirkland and Bellevue.	2013-2025	\$ 410,957	\$ 1,503,892	\$ 728,158	\$ -	\$ -	\$ -	\$ 256,993	\$ 1,914,849	\$ 728,158	\$ -	\$ 2,900,000
City Water	Revised		Control System and Telemetry Upgrades Phase 2 and Phase 3	Citywide in twelve locations	Refurbish or replace control panels and communication systems at City water utility facilities.	2018-2025	\$ 1,500,000	\$ 2,100,000	\$ 634,343	\$ -	\$ -	\$ -	\$ 970,714	\$ 3,600,000	\$ 634,343	\$ -	\$ 5,205,057
Novelty Hill Water Novelty Hill Wastewater	Revised	17	Control System and Telemetry Upgrade Phase 4	Novelty Hill Service Area at nine locations	Refurbish or replace all control panels at all Novelty Hill service area water and wastewater facilities.	2023-2027	\$ -	\$ -	\$ 272,110	\$ 647,222	\$ 1,391,288	\$ -	\$ -	\$ -	\$ 2,310,620	\$ -	\$ 2,310,620
City Water	Revised	66	Booster Pump Station Replacements (Education Hill, SE Redmond, Perrigo)	Citywide in three locations	Perform a comprehensive condition assessment on the booster pump stations and replace critical equipment.	2028-2029	\$ -	\$ -	\$ -	\$ -	\$ -	\$ 962,709	\$ -	\$ -	\$ 962,709	\$ 3,110,634	\$ 4,073,343
City Water	Revised		Pressure Reducing Valve & Meter Replacement Project #2	Citywide in seven locations	Replacing or renovating seven pressure reducing valve (PRV) stations, including the concrete vault, internal piping and valves, and some external piping, valves, and drainage.	2019-2023	\$ 5,964,522	\$ -	\$ -	\$ -	\$ -	\$ -	\$ 2,982,286	\$ 5,964,522	\$ -	\$ -	\$ 8,946,808
City Water	Revised	24	Pressure Reducing Valve & Meter Replacement Project #3	Citywide in seven locations	Replacing or renovating seven pressure reducing valve (PRV) stations, including the concrete vault, internal piping and valves, and some external piping, valves, and drainage.	2027-2029	\$ -	\$ -	\$ -	\$ -	\$ 1,348,942	\$ 1,471,573	\$ -	\$ -	\$ 2,820,515	\$ 6,647,064	\$ 9,467,579
City Water	Revised	19	Asbestos Cement Watermain Replacement Phase 1 - Viewpoint North	177th Avenue NE, NE 34th Street, NE 33rd Street, 179th Avenue NE, and 180th Avenue NE	Replace approximately 3,100 feet of aging asbestos cement pipe (3,100 ft) in the Viewpoint neighborhood with ductile iron pipe.	2025-2029	\$ -	\$ -	\$ 431,047	\$ 690,346	\$ 637,793	\$ 2,500,578	\$ -	\$ -	\$ 4,259,764	\$ 1,292,061	\$ 5,551,825
City Water	New	7	Asbestos Cement Watermain Replacement Phase 2 - 2400 179th Avenue	2400 179th Avenue NE	Replace 120 feet of aging asbestos concrete waterline with ductile iron pipe. King County will construct this project as part of the Lake Hills project.	2026-2028	\$ -	\$ -	\$ -	\$ 65,599	\$ 127,725	\$ 81,034	\$ -	\$ -	\$ 274,358	\$ -	\$ 274,358
City Water	New	71	Asbestos Cement Watermain Replacement Phase 3 - Viewpoint South	NE 33rd Place, 177th Avenue NE, NE 31st Place, NE 30th Place, and 176th Court NE	Replace approximately 3,100 feet of aging asbestos cement pipe (3,100 ft) in the Viewpoint neighborhood with ductile iron pipe.	2027-2029	\$ -	\$ -	\$ -	\$ -	\$ 171,955	\$ 619,448	\$ -	\$ -	\$ 791,403	\$ 4,212,514	\$ 5,003,917



Functional Area	Existing, Revised, New	Rank	Project Name	Location	Description	Timeframe	2023	2024	2025	2026	2027	2028	Pre 2023 Total	2023-2024 Total	2025-2028 Total	Post 2028 Total	Project Total
City Water	New	29	Joint Use - Bellevue 40th Meter Replacement	NE 40th Street (in Bellevue)	Replace aging inlet water meter. (shared with the City of Bellevue).	2027-2028	\$ -	\$ -	\$ -	\$ -	\$ 43,296	\$ 100,229	\$ -	\$ -	\$ 143,525	\$ -	\$ 143,525
Novelty Hill Water	New	54	Novelty Hill Advanced Metering Infrastructure	Multiple locations in Novelty Hill area	Replace water meters in the Novelty Hill service area with Advanced Metering Infrastructure (AMI) meters to improve remote tracking of water usage by customers and the City.	2023-2026	\$ 158,421	\$ 341,153	\$ 909,806	\$ 303,269	\$ -	\$ -	\$ -	\$ 499,574	\$ 1,213,075	\$ -	\$ 1,712,649
City Water	New	57	51st Street Watermain Replacement	161st Avenue NE from the Redmond Central Connector to NE 90th Street	Replace bicycle lanes and parking on one side of 161st Avenue with two-way cycle track. From the Redmond Central Connector to NE 90th Street.	2027-2029	\$ -	\$ -	\$ -	\$ -	\$ 439,231	\$ 618,661	\$ -	\$ -	\$ 1,057,892	\$ 3,654,488	\$ 4,712,380
City Water	New	72	Groundwater Aquifer Monitoring Network Improvements	Citywide in multiple locations	Install 5 to 8 new groundwater monitoring wells to meet additional Federal and State monitoring requirements. Decommission up to 5 existing wells in poor condition.	2025-2026	\$ -	\$ -	\$ 61,655	\$ 233,167	\$ -	\$ -	\$ -	\$ -	\$ 294,822	\$ -	\$ 294,822
City Water Stormwater Transportation	New	70	Willows Road Watermain Extension	12000 Willows Road	Extend the water main to complete the water system in Willows Road near NE 124th Street. The project will also add sidewalk, shoulder and replace a culvert.	2024-2027	\$ -	\$ 140,792	\$ 422,378	\$ 1,331,653	\$ 1,042,002	\$ -	\$ -	\$ 140,792	\$ 2,796,033	\$ -	\$ 2,936,825
City Wastewater	Existing		Lift Station 12 Replacement	Off of NE 65th Street in the Oak Ridge Park business park	Replace and upgrade existing wastewater lift station to meet increased demand due to development.	2012-2024	\$ 378,332	\$ 34,916	\$ -	\$ -	\$ -	\$ -	\$ 4,465,084	\$ 413,248	\$ -	\$ -	\$ 4,878,332
City Wastewater	Existing		Lift Station 13 Replacement and 70th Street Force Main	17515 NE 67th Court (Lift Station 13)	Replace existing pump station with a new station and construct a new force main for the station.	2018-2023	\$ 430,795	\$ -	\$ -	\$ -	\$ -	\$ -	\$ 13,300,000	\$ 430,795	\$ -	\$ -	\$ 13,730,795
City Wastewater	Existing		Lift Station 5 Upgrades	4030 West Lake Sammamish Parkway (Pump Station 5)	Targeted equipment upgrades.	2018-2024	\$ 600,000	\$ 246,696	\$ -	\$ -	\$ -	\$ -	\$ 429,548	\$ 846,696	\$ -	\$ -	\$ 1,276,244
City Wastewater	Existing		Lift Station 6 Upgrades	4228 West Lake Sammamish Parkway (Pump Station 6)	Targeted equipment upgrades.	2018-2024	\$ 600,000	\$ 465,419	\$ -	\$ -	\$ -	\$ -	\$ 688,172	\$ 1,065,419	\$ -	\$ -	\$ 1,753,591
City Wastewater	Existing		Lift Station 8 Upgrades	17009 NE 111th Street	Targeted equipment upgrades.	2021-2024	\$ 150,000	\$ 86,713	\$ -	\$ -	\$ -	\$ -	\$ 146,972	\$ 236,713	\$ -	\$ -	\$ 383,685
City Wastewater	Existing		Lift Station 11 Upgrades	NE 76th Street at 178th Place NE	Targeted equipment upgrades.	2021-2024	\$ 600,000	\$ 495,901	\$ -	\$ -	\$ -	\$ -	\$ 246,997	\$ 1,095,901	\$ -	\$ -	\$ 1,342,898
City Wastewater	Existing		Lift Station 15 Upgrades	13322 NE 89th Street (Pump Station 15)	Targeted equipment upgrades.	?-2024	\$ 800,000	\$ 616,582	\$ -	\$ -	\$ -	\$ -	\$ 811,012	\$ 1,416,582	\$ -	\$ -	\$ 2,227,594
City Wastewater	Existing	56	Wastewater Pipe Rehabilitation Project #2	Citywide in six locations	Line pipe to restore pipe function and extend useful life of the pipes.	2025-2027	\$ -	\$ -	\$ 52,859	\$ 134,903	\$ 381,778	\$ -	\$ -	\$ -	\$ 569,540	\$ -	\$ 569,540
City Wastewater	Revised	46	Connection to King County Wastewater System (Avondale Road)	Avondale Way at NE Union Hill Road	Replace the 18" reinforced concrete pipe with a 27" reinforced concrete or 30" ductile iron pipe. Install a new manhole on the Metro line.	2024-2028	\$ -	\$ 19,780	\$ 254,780	\$ 237,358	\$ 701,138	\$ 175,285	\$ -	\$ 19,780	\$ 1,368,561	\$ -	\$ 1,388,341

Functional Area	Existing, Revised, New	Rank	Project Name	Location	Description	Timeframe	2023	2024	2025	2026	2027	2028	Pre 2023 Total	2023-2024 Total	2025-2028 Total	Post 2028 Total	Project Total
City Wastewater	New	28	Lift Station Equipment Upgrades Phase 2	Citywide in four locations	Replace pumps and associated equipment at four wastewater lift stations.	2024-2027	\$ -	\$ 138,915	\$ 222,265	\$ 542,695	\$ 135,674	\$ -	\$ -	\$ 138,915	\$ 900,634	\$ -	\$ 1,039,549
Stormwater	Existing	3	Evans Creek Relocation	North and east of the SE Redmond industrial area	Enhance approximately 4,500 feet of stream channel that currently runs through multiple industrial properties in a channel with no buffers by relocating the stream to open space areas to the northeast.	2012-2025	\$ 4,832,564	\$ 6,103,815	\$ 1,979,840	\$ -	\$ -	\$ -	\$ 6,086,855	\$ 10,936,379	\$ 1,979,840	\$ -	\$ 19,003,074
Stormwater	Existing	4	Country Creek Culvert Replacement	4585 West Lake Sammamish Parkway	Replace the Country Creek culvert under West Lake Sammamish Parkway with a fish passable culvert as part of the King County Lake Hills Trunk project.	2023	\$ 200,000	\$ -	\$ -	\$ -	\$ -	\$ -	\$ -	\$ 200,000	\$ -	\$ -	\$ 200,000
Stormwater	Existing	22	Stormwater Infrastructure Replacement Improvement Project #2 - Sunset Hills Landslide	13434 NE 119th Way	Repair of existing stormwater pipe outfall.	2024-2027	\$ -	\$ 32,386	\$ 60,624	\$ 160,391	\$ 78,433	\$ -	\$ -	\$ 32,386	\$ 299,448	\$ -	\$ 331,834
Stormwater	Existing	11	Stormwater Infrastructure Replacement Improvement - Project #3 (King County Lake Hills)	3800 West Lake Sammamish Parkway, 17700 NE 21st Street	High priority pipe repairs near the King County Lake Hills Trunk Line project.	2026-2027	\$ -	\$ -	\$ -	\$ 58,582	\$ 170,575	\$ -	\$ -	\$ -	\$ 229,157	\$ -	\$ 229,157
Stormwater	Existing	23	Stormwater Infrastructure Replacement Improvement Project #4 - Cured in Place Pipe	Citywide in four locations	Repair pipes identified by Asset Management risk and consequence analysis based upon best available data. Pipe lining to restore design function and extend useful life of the pipes.	2026-2028	\$ -	\$ -	\$ -	\$ 337,845	\$ 794,034	\$ 271,704	\$ -	\$ -	\$ 1,403,583	\$ -	\$ 1,403,583
Stormwater Transportation	Revised	1	10,000 Block of Avondale Road Erosion	East side of 10,000 block of Avondale Road	Stabilize an eroding slope and repair the stormwater outfall to protect Avondale Road and/or the sidewalk. Complete in-stream habitat elements for mitigation and enhancement.	2019-2024	\$ 2,046,581	\$ 407,401	\$ -	\$ -	\$ -	\$ -	\$ 1,227,001	\$ 2,453,982	\$ -	\$ -	\$ 3,680,983
Stormwater	New	21	Overlake Regional Stormwater Facilities Phase 3 - (Station Vault & South Vault)	North and east of NE 20th Street and 148th Avenue NE Intersection	Install a Continuous Monitoring Adaptive Control (CMAC) system at the detention vault inlet flow splitter and outlet control structure to actively control flows going into and out of the detention vault to better optimize flow control.	2023-2025	\$ 474,485	\$ 978,747	\$ 612,551	\$ -	\$ -	\$ -	\$ -	\$ 1,453,232	\$ 612,551	\$ -	\$ 2,065,783
Stormwater	New	52	Monticello Pond Major Sediment Removal	NE 116th Street and 176th Avenue NE	Dredge sediment from existing stormwater pond.	2024-2027	\$ -	\$ 14,252	\$ 60,836	\$ 151,046	\$ 30,399	\$ -	\$ -	\$ 14,252	\$ 242,281	\$ -	\$ 256,533
Stormwater	New	58	Corrugated Metal Stormwater Pipe Replacement Phase 1	Citywide in three locations	Replace three corrugated metal stormwater pipes that are over 30 years old.	2025-2027	\$ -	\$ -	\$ 169,320	\$ 332,955	\$ 211,167	\$ -	\$ -	\$ -	\$ 713,442	\$ -	\$ 713,442
Stormwater	New	59	Stormwater Infrastructure Replacement Improvement Project #6 - Pond Repair	17205 NE 26th Court	Repair a stormwater pond with damage to berm and outfall pipe.	2026-2028	\$ -	\$ -	\$ -	\$ 55,580	\$ 51,359	\$ 198,401	\$ -	\$ -	\$ 305,340	\$ -	\$ 305,340



# City of Redmond

15670 NE 85th Street  
Redmond, WA

## Memorandum

---

**Date:** 6/28/2022

**Meeting of:** City Council Study Session

**File No.** SS 22-046

**Type:** Study Session

---

Council Talk Time