

Fire Summary Report

Save vs. Loss Q2-2022

Committee of the Whole – Public Safety

August 16th, 2022

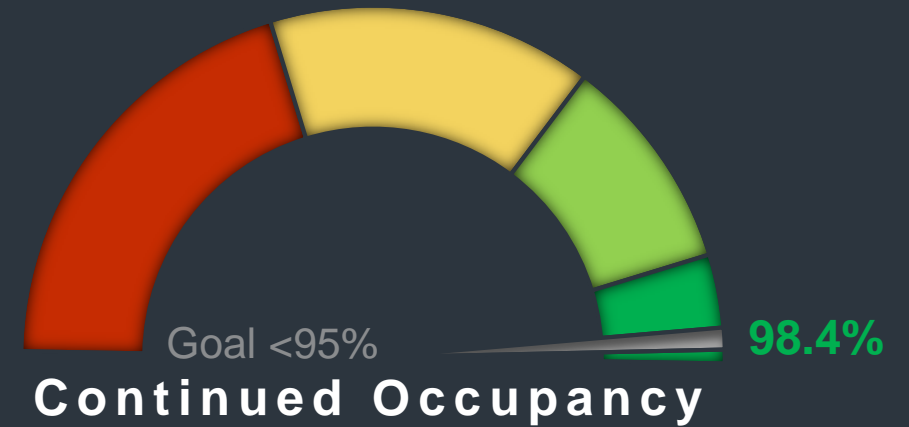
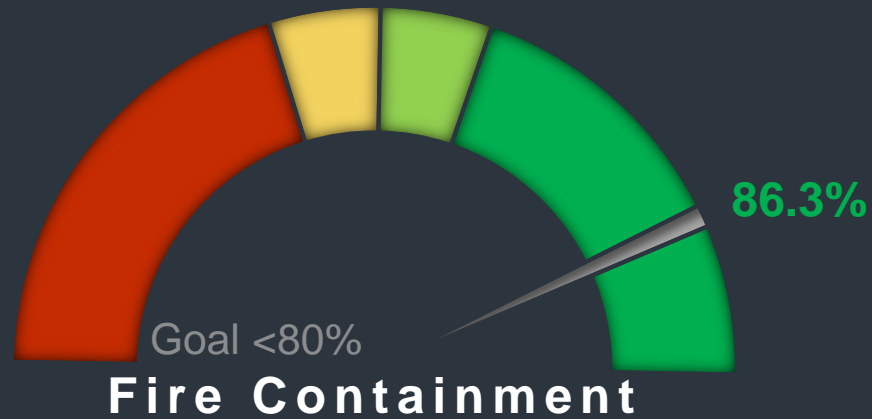




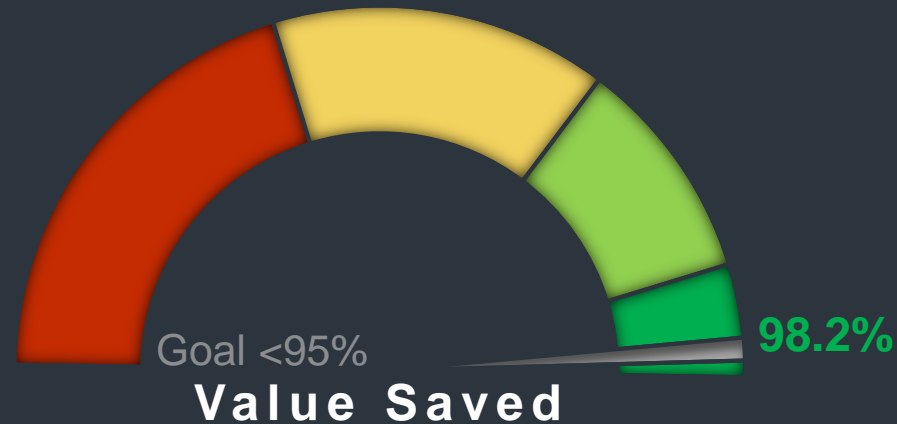
Purpose

This presentation provides a summary of fire incidents and an overview of fires investigated in the second quarter of 2022.

Outcomes (Jan 2019-June 2022)

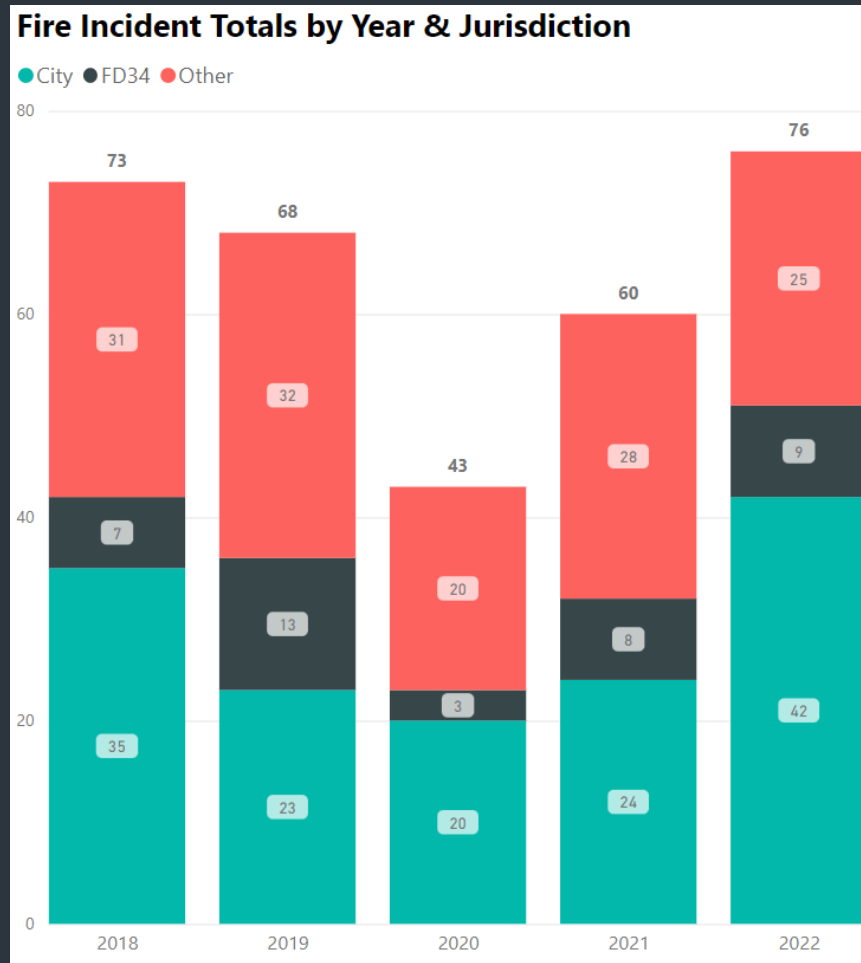


- Meeting or exceeding the goal
- Reasonably close to goal
- Not meeting goal, needs improvement
- Not meeting goal, expedient effort to improve performance



Zero civilian fire deaths

Fire Incidents by NFIRS* Code (Q2)



Fire Incidents by NFIRS Code & Year

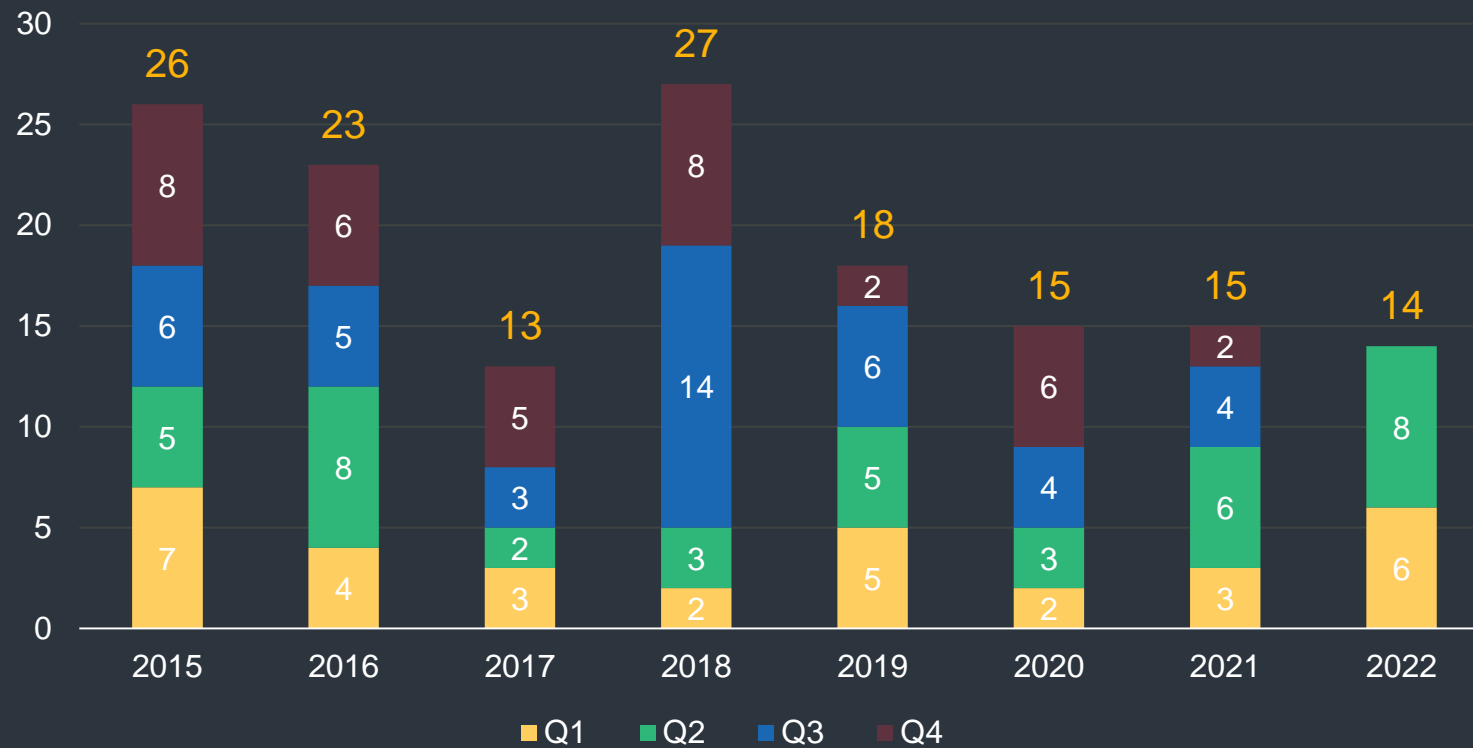
Code	2018	2019	2020	2021	2022
100 - Fire, other	7	10	6	8	12
111 - Building fire	31	29	15	17	30
112 - Fires in structure other than in a building				2	
113 - Cooking fire, confined to container	10	4	5	7	12
114 - Chimney or flue fire, confined to chimney or flue	2	1		3	4
118 - Trash or rubbish fire, contained	2	1	1		2
130 - Mobile property (vehicle) fire, other	1	1	1	2	
131 - Passenger vehicle fire	6	7	3	8	5
132 - Road freight or transport vehicle fire	2		1		3
150 - Outside rubbish fire, other	1	5	1	3	1
151 - Outside rubbish, trash or waste fire	6	6	2	1	3
153 - Construction or demolition landfill fire				1	
154 - Dumpster or other outside trash receptacle fire	4	2	6	5	3
160 - Special outside fire, other		2	1	1	1
162 - Outside equipment fire	1		1	2	
Total	73	68	43	60	76

*National Fire Incident Reporting System

Investigated Fires



Year at a Glance
2015 - 2022



Fire Investigation Summaries



Car Fire

- Date: 4/5/2022
- Property value saved: N/A
 - Est. Structure Loss: N/A
 - Value: N/A
- Confined to area of origin
- Fire self extinguished
- Occupancy rate post fire is N/A



Fire Investigation Summaries



Structure Fire – Multi-Family

- Date: 4/5/2022
- Property value saved: 98.9%
 - Est. Structure Loss: \$40,000
 - Value: \$3,978,000
- Confined to area of origin
- Fire self-extinguished
- Occupancy rate post fire=92%





Fire Investigation Summaries

Structure Fire – One or Two Family Residential

- Date: 4/22/2022
- Property value saved: 80.8%
 - Est. Structure Loss: \$50,000
 - Value: \$260,000
- Confined to area of origin
- Extinguished by RFD
- Occupancy rate post fire=0%





Fire Investigation Summaries

Car Fire

- Date: 4/23/2022
- Property value saved: 99%
 - Est. Structure Loss: \$500
 - Value: \$917,760
- Confined to area of origin
- Fire extinguished by RFD
- Occupancy rate post fire=100%



Fire Investigation Summaries



Structure Fire – One or Two Family Residential

- Date: 5/14/2022
- Property value saved: 95.4%
 - Est. Structure Loss: \$10,000
 - Value: \$216,000
- Confined to area of origin
- Fire extinguished by Redmond and Bellevue Fire
- Occupancy rate post fire=50%





Fire Investigation Summaries

Structure Fire – Multi-Family

- Date: 5/18/2022
- Property value saved: 99.8%
 - Est. Structure Loss: \$50,000
 - Value: \$39,739,100
- Confined to area of origin
- Fire extinguished by RFD
- Occupancy rate post fire=99.9%



Fire Investigation Summaries



Fire-Other

- Date: 5/26/2022
- Property value saved: N/A
 - Est. Structure Loss: N/A
 - Value: N/A
- Confined to area of origin
- Fire self extinguished
- Occupancy rate post fire=N/A





Fire Investigation Summaries

Structure Fire - Commercial

- Date: 5/31/2022
- Property value saved: 99.9%
 - Est. Structure Loss: \$500
 - Value: \$706,000
- Confined to area of origin
- Fire self extinguished
- Occupancy rate post fire=100%





Thank You

Any Questions?

AFM Rich Gieseke

RGieseke@redmond.gov

