



2020 ANNUAL INDEX

DEVELOPMENT IMPACT FEES

Council Staff Report
October 15, 2019

TODAY'S PURPOSE



Provide information on the annual indexing of impact fees for transportation, fire, parks, and schools.

CHANGES TO FEES



Based on 3-year moving average change in indexes per RMC 3.10

	Annual Impact Fee Rates			% Change (2019-20)
	2018	2019	2020	
Fire CPI	2.13%	2.58%	2.95%	14.2%
Parks CCI + BCI	2.50%	3.34%	4.00%	19.6%
Transp. CCI	1.82%	3.50%	4.97%	42.0%

CPI = Consumer Price Index

CCI = Construction Cost Index

BCI – Building Cost Index

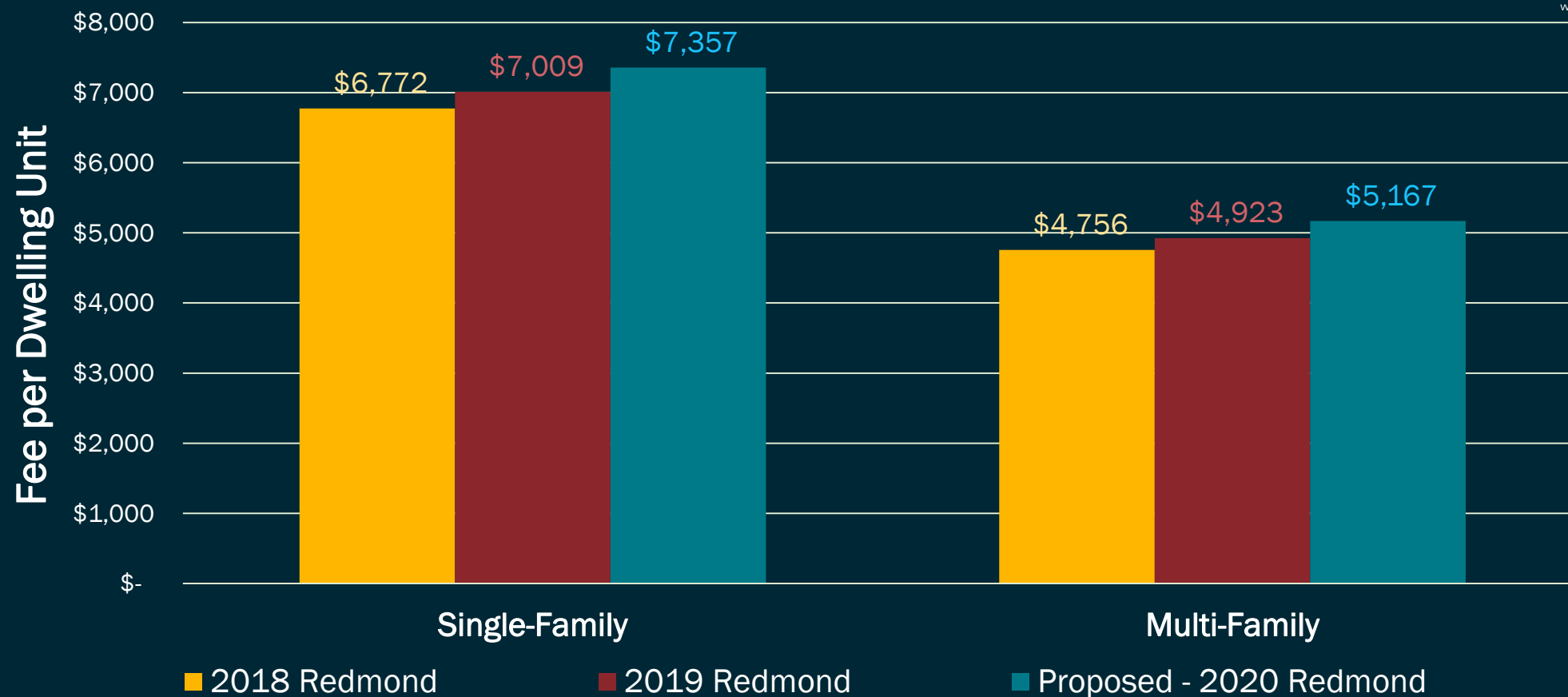
SCHOOL FEES



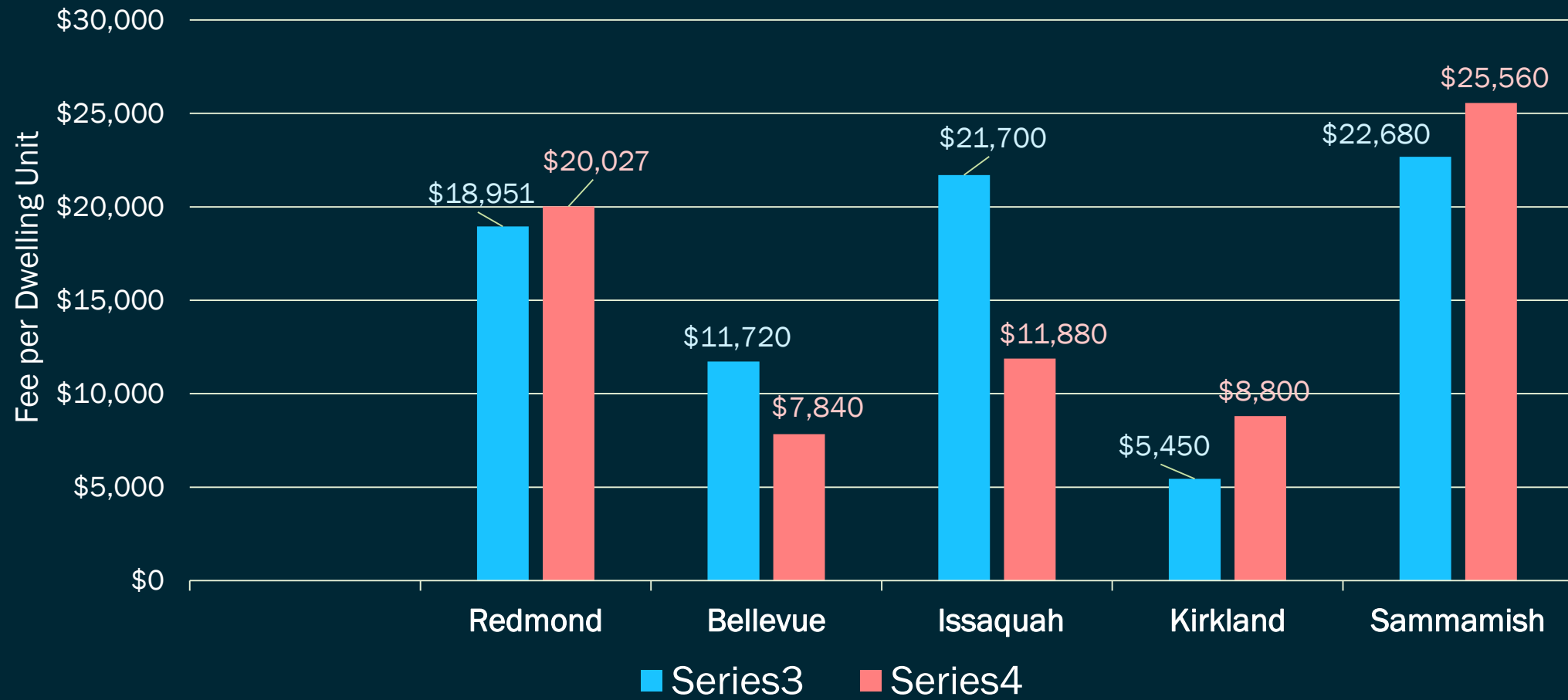
Based on Lake Washington School District's 2019-24 Capital Facilities Plan, calculated per KCC 21.A.43

	2018	2019	2020	% Change (2019 – '20)
Single Family	\$11,954	\$12,294	\$ 13,668	11%
Multi Family	\$733	\$624	\$ 1,388	122%

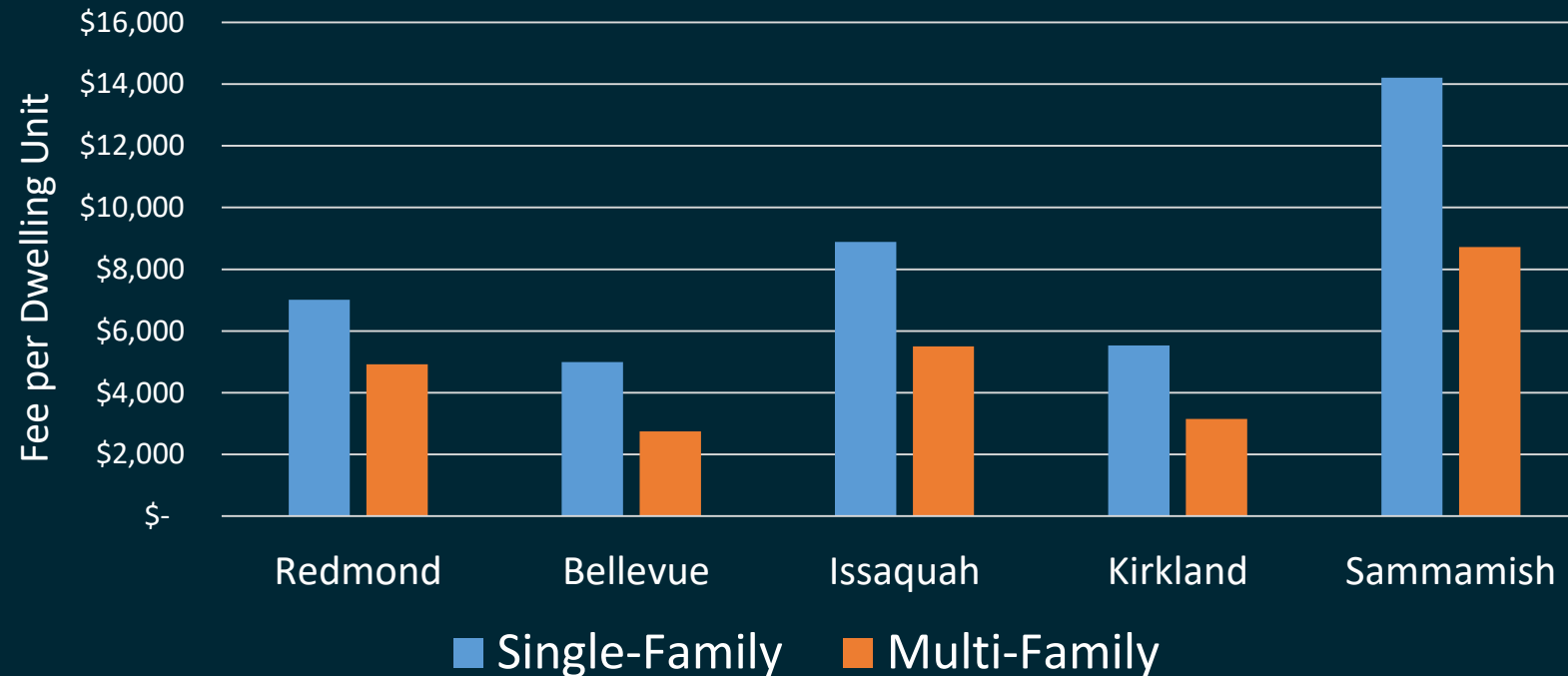
Redmond Transportation Impact Fee Comparison



2019 Regional Comparison: Retail and Office Impact Fees



2019 Regional Comparison: Transportation Impact Fees



COMMUNITY OUTREACH



EXTERNAL

- Business Fee and Tax Advisory Committee
- OneRedmond
- Master Builders
- Microsoft
- Notice at Permit Counter & City Website

SCHEDULE

Oct 22	OneRedmond
Nov 7	Parks and Trails Commission
Nov 12	Council Study Session, if requested
Dec 3	Council Action
Jan 1	Fees Take Effect



Questions & Direction

Judy Fani, Senior Planner

You can reach me jfani@redmond.gov or 556-2406