

2019-2020 Budget 2019 Fourth Quarter Financial Report

February 4, 2020



City of Redmond
WASHINGTON

Purpose

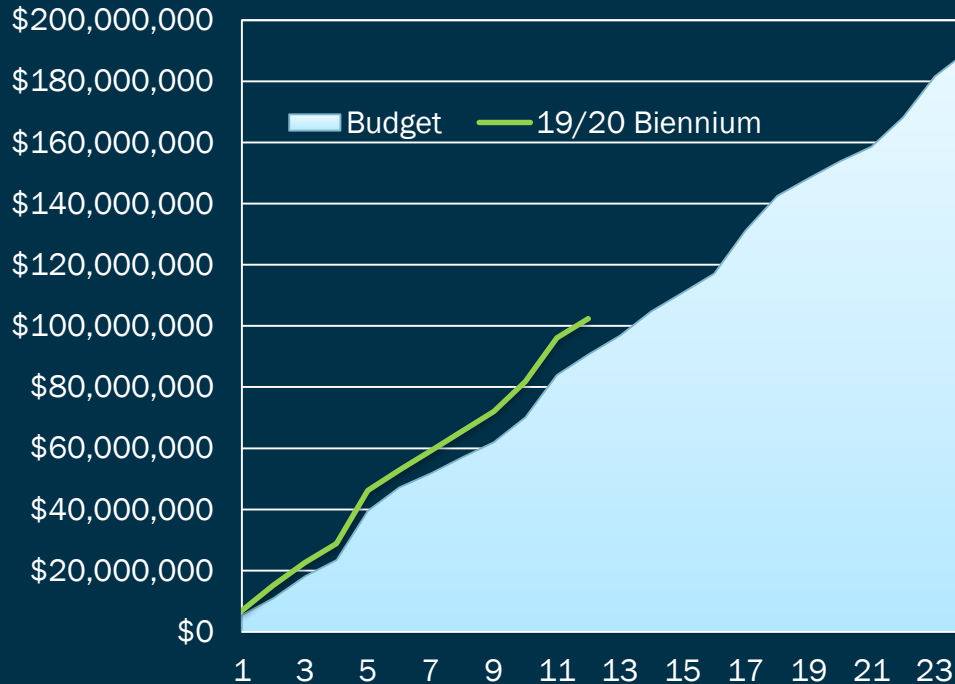
- Brief review of Major Funds
 - General Fund
 - Water/Wastewater Fund
- 2019 Audit
- 2021-2022 Budget Planning Elements
- Questions

General Fund Experience

- Revenues 13% more than anticipated at this point in the biennium
- Expenditures approximately 12% under projected budget.
- Nothing in the fourth quarter fiscal performance disrupts the 2019-2020 budget plan

General Fund Revenues

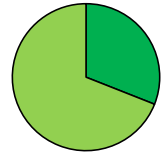
2019-2020



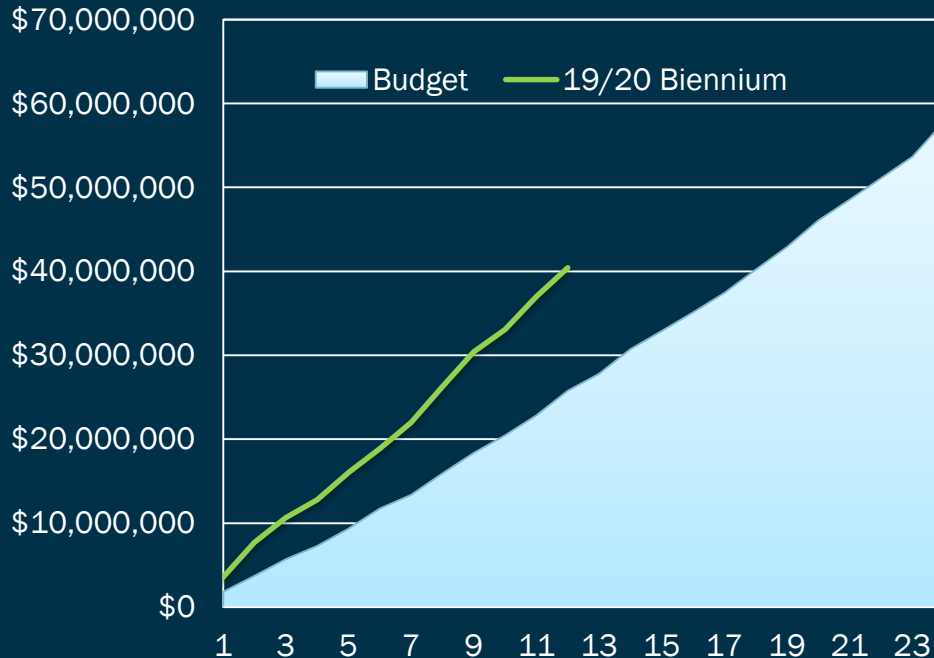
- \$102 million in collections (54% of budget)
- 13% ahead of projected targets
- One-time sales tax on construction is a large driver

General Fund – Sales Tax

2019-2020

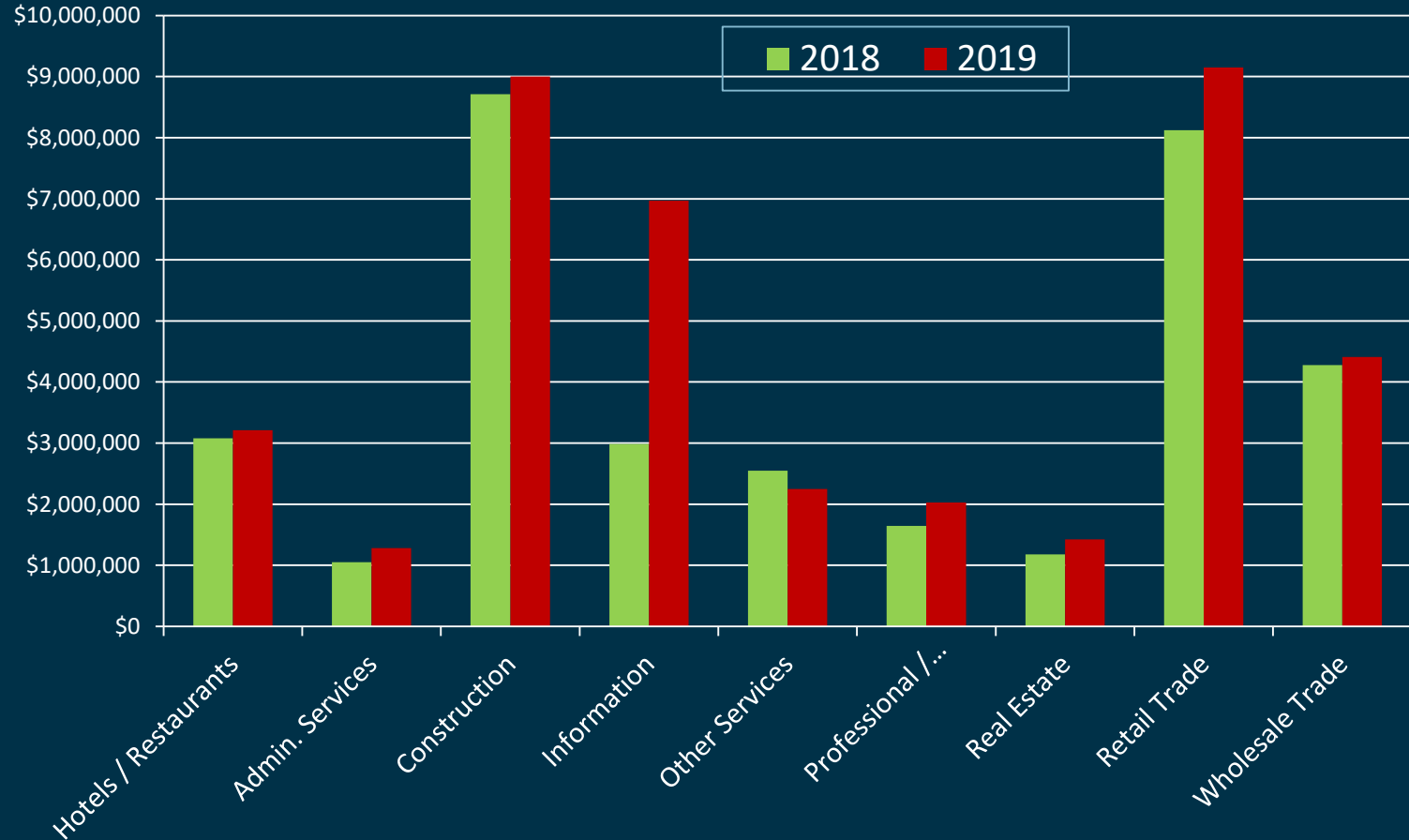


30% of fund

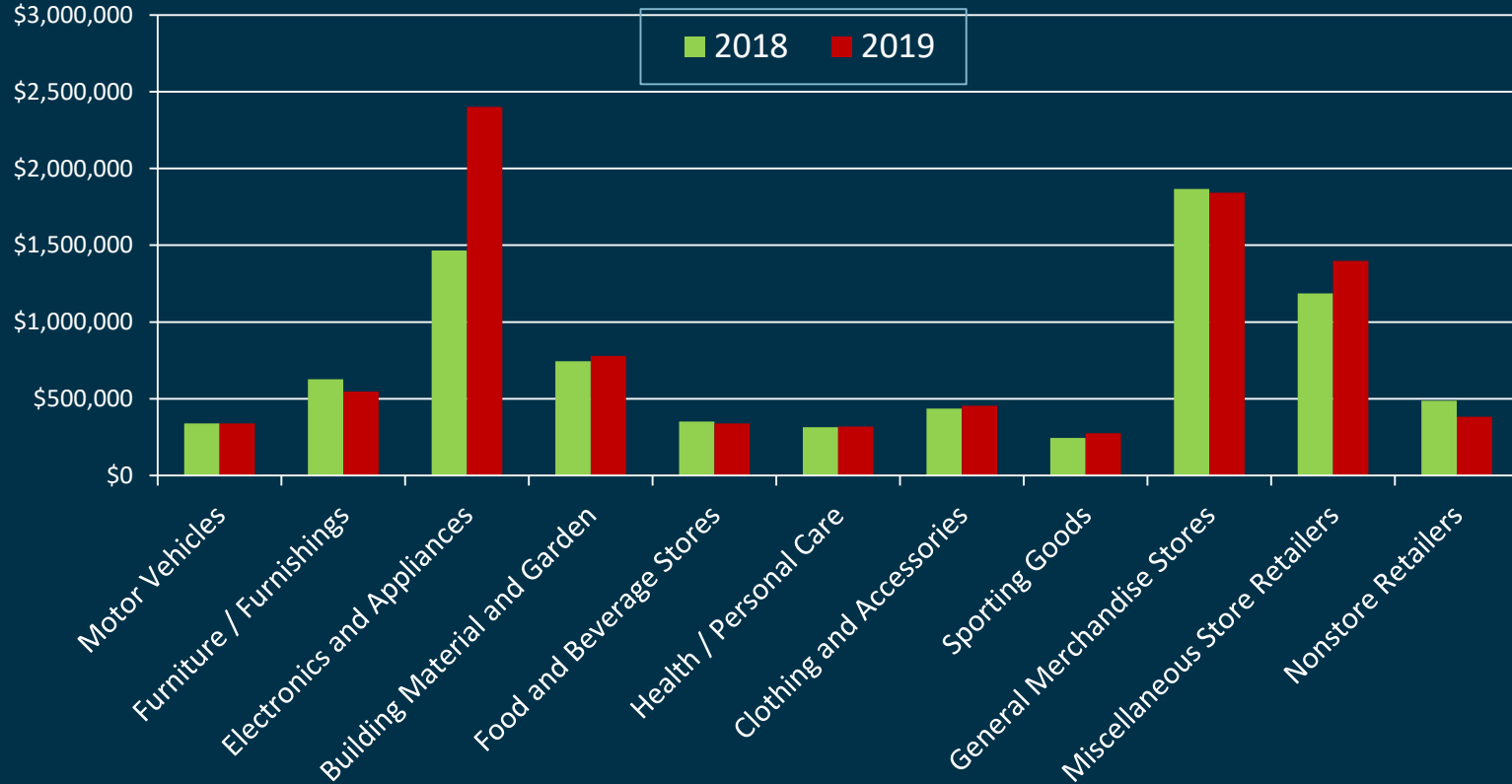


- 2019-2020 performance above projections by 60%
- One time construction sales tax and strong retail sales for furnishings are driving strong collections

General Fund – Sales Tax

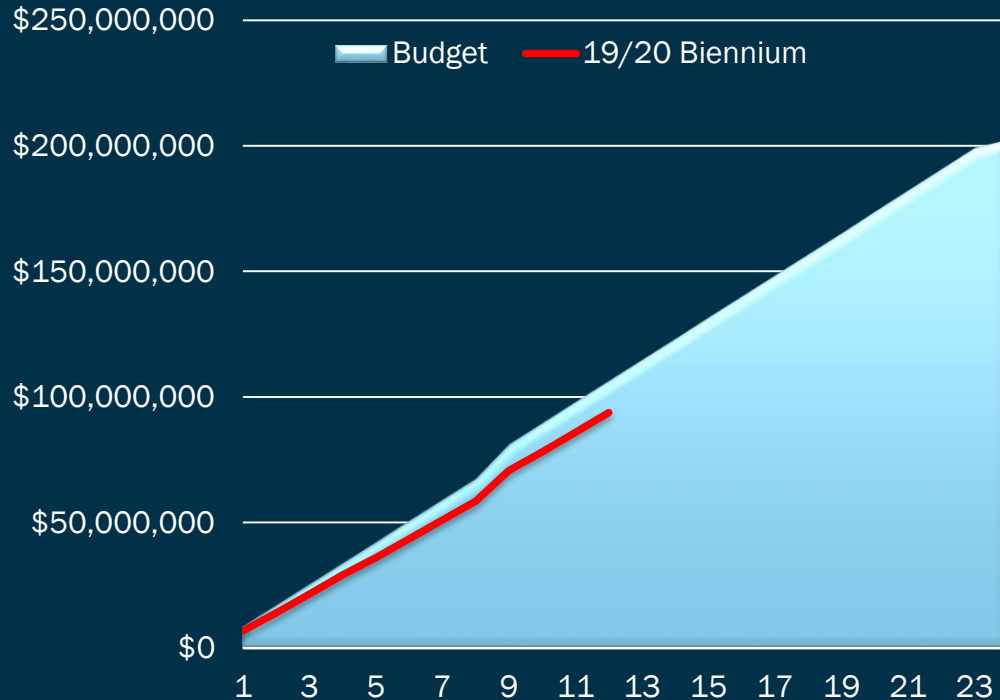


General Fund — Retail Sales Tax



General Fund - Expenditures

2019-2020

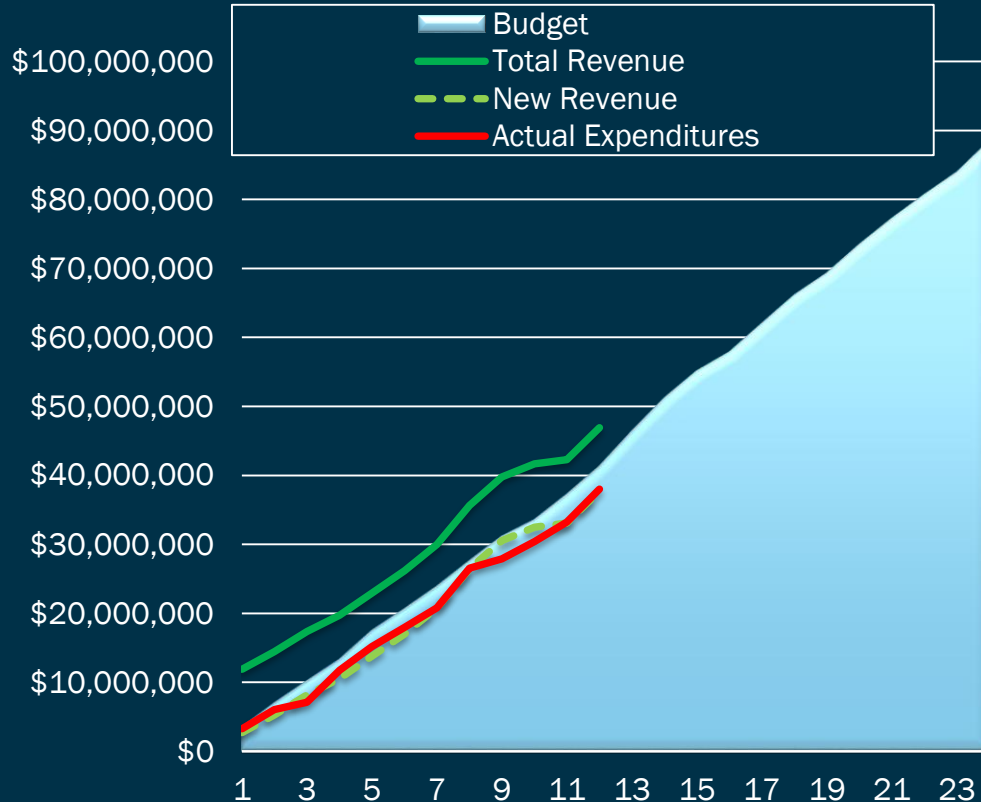


- Expenditures under budget by 12%
- Lower expenditures occur because of contingencies, vacancies and one-time project timelines

General Fund Quarterly Performance

- Revenue ahead of trends
 - Sales tax above targets
 - Information Services and retail trade are showing the largest growth as of year-end
 - Utility taxes are below targets
 - Licenses and permits have slowed, but on budget
 - Charges for services remain strong
- Expenditures below budget

Water/Wastewater



Although revenues are in line with expenditures, staff continues to monitor water revenues which are mostly dependent upon weather.

Capital Investments

Funds	Beginning Balance	Revenues	Expenditure Budget	Expenditures	Ending Balance	% Expended
CIP Maintenance	\$5,106,319	\$13,265,248	\$31,469,173	\$8,257,018	\$10,114,550	26%
General CIP	29,481,551	12,043,377	55,132,808	11,496,773	30,028,155	21%
Utility CIP	<u>82,898,251</u>	<u>13,034,115</u>	<u>60,669,618</u>	<u>11,439,062</u>	<u>84,493,304</u>	19%
Grand Total	\$117,486,121	\$38,342,740	\$147,271,599	\$31,192,853	\$124,636,009	21%

Projects of note the City is working on include:

- Facilities Master Plan: Redmond Pool, Senior Center and Seismic Upgrades to Fire Stations
- Utilities: Pump Station Replacements, Pressure Reducing Valves and Telemetry Updates

Next Steps

- Financial Statement Preparation
 - Due to State Auditor April 1, 2020
- Continuous Budget updates throughout process
 - Long Range Financial Strategy revisions
 - Fiscal Policy updates



CityofRedmond
WASHINGTON

Malisa Files

Finance Director

425-556-2166

mfiles@redmond.gov